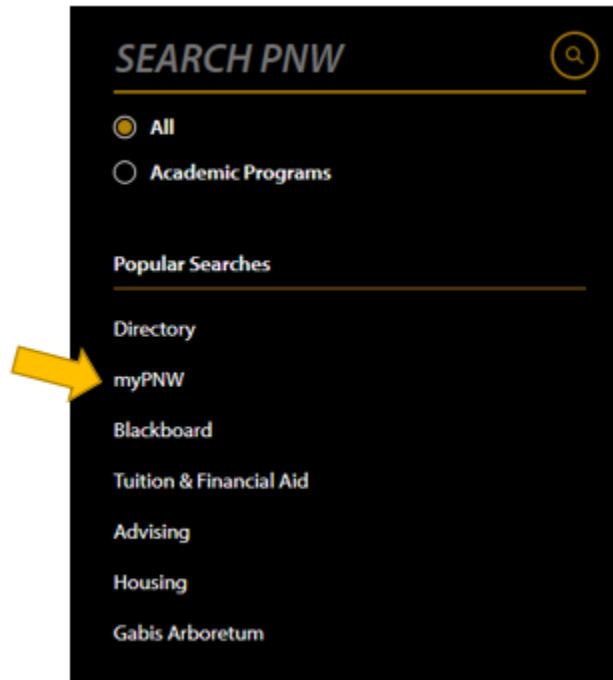


Make a Deposit

Follow these instructions when you are making a deposit for housing, MBAE, or a study abroad trip.

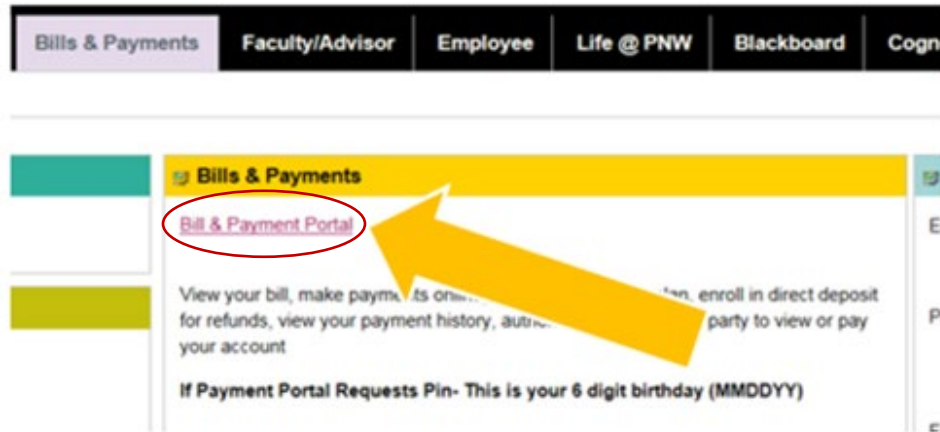
- Go to PNW.edu and click on the Search box in the upper right corner of the screen. Select myPNW and log in.



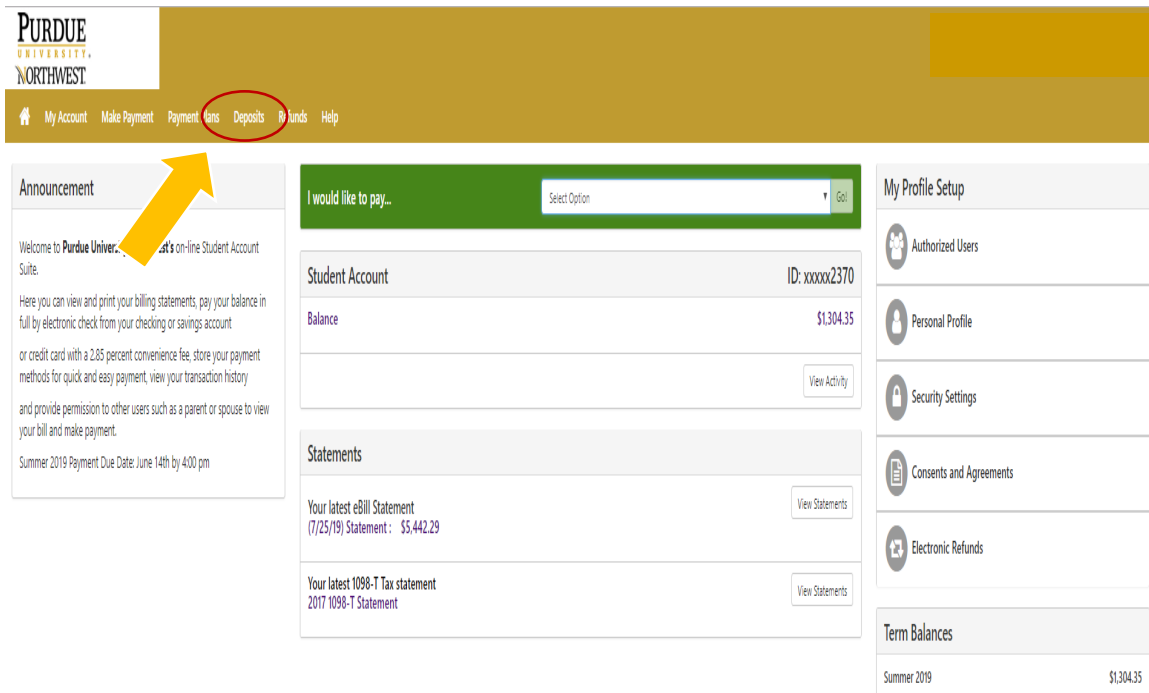
- Click on the **Bills & Payments** tab.



- Click on the **Bill & Payment Portal**.



- This takes you to the **TouchNet** screen. (If you receive a pop-up blocker message, click **Log into the TouchNet Payment Gateway**.) Select **Deposits** from the tabs at the top.



- Enter the **term** for which you are making a deposit, then click on Select.

PURDUE UNIVERSITY NORTHWEST

My Account Make Payment Payment Plans Deposits Refunds Help

Deposit Payment

Deposit Payment Deposit History

Amount Method Confirmation Receipt

Select a term then deposit payment account you would like to make a payment toward

Select a term Select

- Enter what the deposit is for, then click on Select.

PURDUE UNIVERSITY NORTHWEST

My Account Make Payment Payment Plans Deposits Refunds Help

Deposit Payment

Deposit Payment Deposit History

Amount Method Confirmation Receipt

Select a term then deposit payment account you would like to make a payment toward

Select a term Select

Select a deposit Select

- Payment details will appear, and you can enter an **amount** if it is not the standard housing deposit. Then continue.

PURDUE UNIVERSITY NORTHWEST

My Account Make Payment Payment Plans Deposits Refunds Help

Deposit Payment

Deposit Payment Deposit History

Amount Method Confirmation Receipt

Select a term then deposit payment account you would like to make a payment toward

Select a term Select

Select a deposit Select

Study Abroad Deposit	
Deposit name	Study Abroad Deposit
Deposit description	Study Abroad Deposit
Term	Summer 2020
Maximum payment amount	\$3,000.00
Payment amount	<input type="text"/>

Cancel Continue

- Select the **payment method** you wish to use and continue. **NOTE:** If you choose to pay with a credit card, PayPath will add a processing fee.

PURDUE UNIVERSITY NORTHWEST

My Account Make Payment Payment Plans Deposits Refunds Help

Deposit Payment

Deposit Payment Deposit History

Amount Method Confirmation Receipt

Amount \$200.00

Method Select Method

Back Cancel Continue

*Credit card payments are handled through PayPath®, a tuition payment service. A non-refundable service fee will be added to your payment.

Electronic Check - Payments can be made from a personal checking or savings account.

- You will be asked to supply **account information**. Select *Continue* to receive confirmation of your payment and print a receipt.

PURDUE UNIVERSITY NORTHWEST

My Account Make Payment Payment Plans Deposits Refunds Help

Deposit Payment

Deposit Payment Deposit History

Amount Method Confirmation Receipt

Amount \$200.00

Method Electronic Check (checking/savings)

Account Information

* Indicates required fields

You can use any personal checking or savings account. Do not enter other accounts, such as corporate account numbers, credit cards, home equity, or traveler's checks. Do not enter debit card numbers. Instead, enter the complete routing number and bank account number as found on a personal check.

Name on account:

*Account type: Select account type

*Routing number: (Example)

*Bank account number:

*Confirm account number:

Option to Save

Save this payment method for future use

Save payment method as: (example My Checking)

Refund Options

You must enroll in Two-Step Verification to save this as a Refund Method. Please proceed to Security Settings in My Profile to enroll.

Back Cancel Continue

*Credit card payments are handled through PayPath®, a tuition payment service. A non-refundable service fee will be added to your payment.

Electronic Check - Payments can be made from a personal checking or savings account.