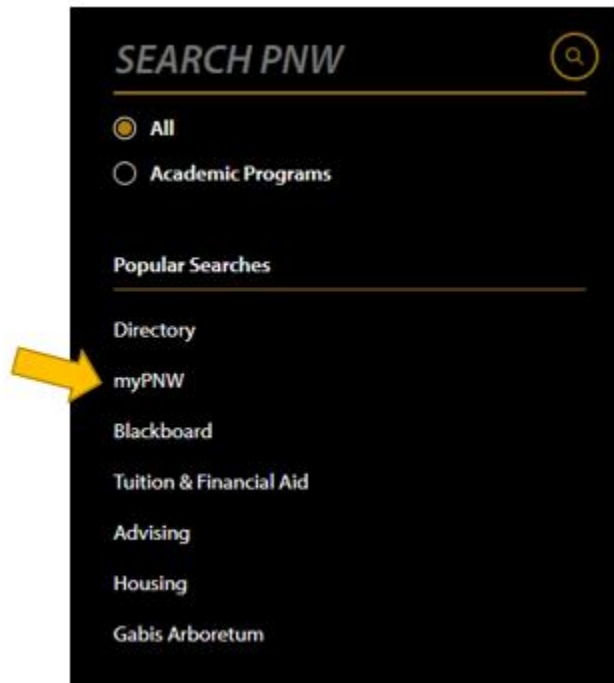


Make a Payment

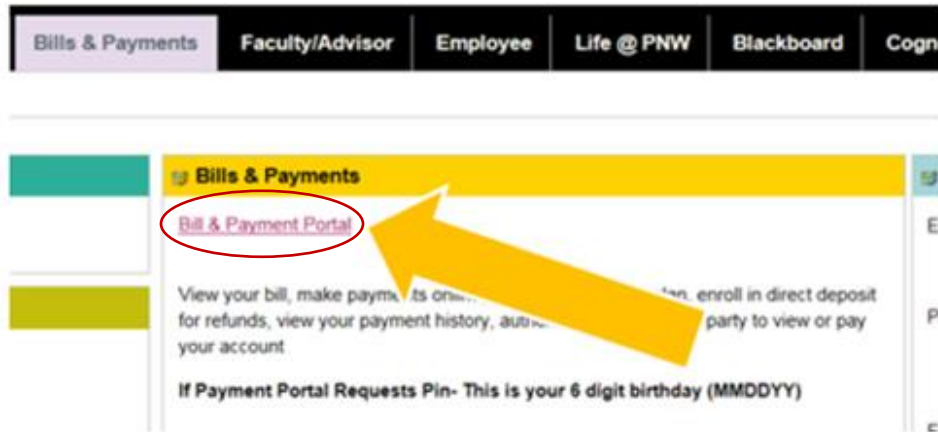
- Go to **PNW.edu** and click on the Search box in the upper right corner of the screen. Select myPNW and log in.



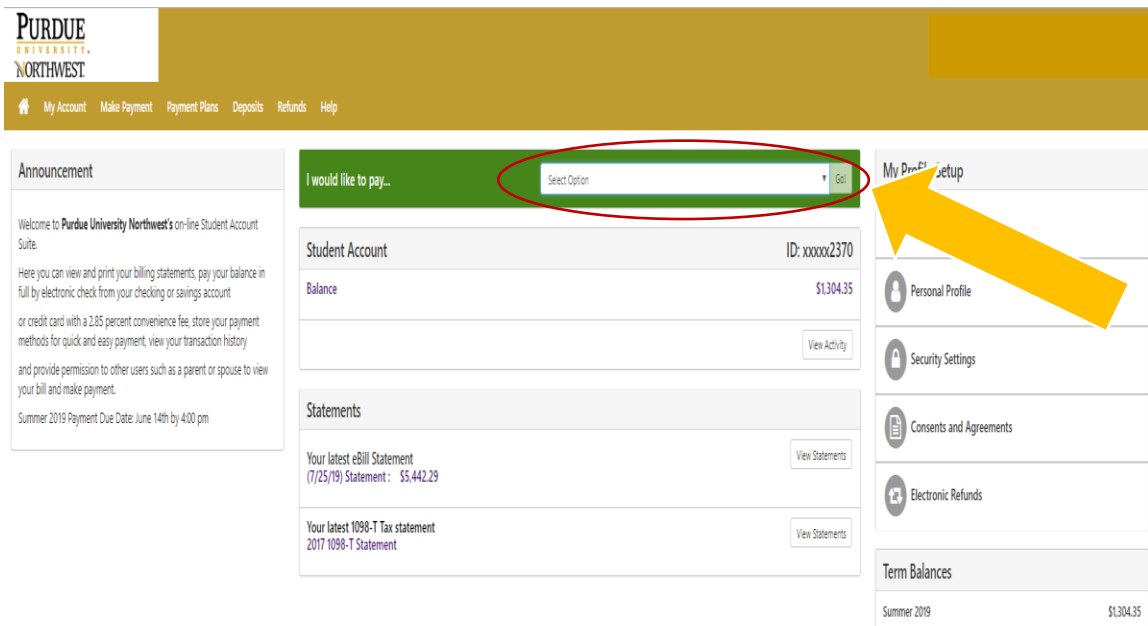
- Click on the **Bills & Payments** tab.



- Click on the **Bill & Payment Portal**.



- This takes you to the **TouchNet** screen. (If you receive a pop-up blocker message, click **Log into the TouchNet Payment Gateway**.) Click on the drop-down menu. Select whether you want to pay your **full balance** or **other amount** that you will enter.



- To pay your full balance skip to the next step. If you choose **Other Amount**, click **Pay by term**, select the term, and change the amount in the box to the right. Click **Continue**.

Account Payment



Payment Date: 11/21/19

Current account balance

Amount due

Pay by term

Fall 2019

Memo:

\$2,015.29	2,015.29
99	2,015.29
\$2,015.29	2,015.29

Payment Total: \$0.00

- From the drop-down menu, select your desired **method of payment**, and then press **Continue**. NOTE: If you choose credit card, PayPath charges a processing fee.

Account Payment



Amount: \$1,304.35

Method:

*Credit card payments are handled through PayPath®, a tuition payment service. A non-refundable service fee will be added to your payment.

Electronic Check - Payments can be made from a personal checking or savings account.

Bank Wire - We accept payments in your local currency or US \$ through Western Union Business Solutions.

WESTERN UNION® is a registered service mark of Western Union Holdings, Inc. and is used with permission.



- Enter any **account information** requested and press **Continue**.

Account Payment

Amount \$1,304.35

Method Electronic Check (checking/savings)

Account Information

*** Indicates required fields**

You can use any personal checking or savings account. Do not enter other accounts, such as corporate account numbers, credit cards, home equity, or traveler's checks. Do not enter debit card numbers. Instead, enter the complete routing number and bank account number as found on a personal check.

*Name on account:

*Account type: Checking

*Routing number: (Example)

*Bank account number:

*Confirm account number:

Option to Save

Save this payment method for future use

Save payment method as:
(example My Checking)


Refund Options

You must enroll in Two-Step Verification to save this as a Refund Method. Please proceed to Security Settings in My Profile to enroll.

*Credit card payments are handled through PayPath®, a tuition payment service. A non-refundable service fee will be added to your payment.

Electronic Check - Payments can be made from a personal checking or savings account.

Bank Wire - We accept payments in your local currency or US \$ through Western Union Business Solutions. WESTERN UNION® is a registered service mark of Western Union Holdings, Inc. and is used with permission.



- Your payment will be processed, and you will receive email confirmation.