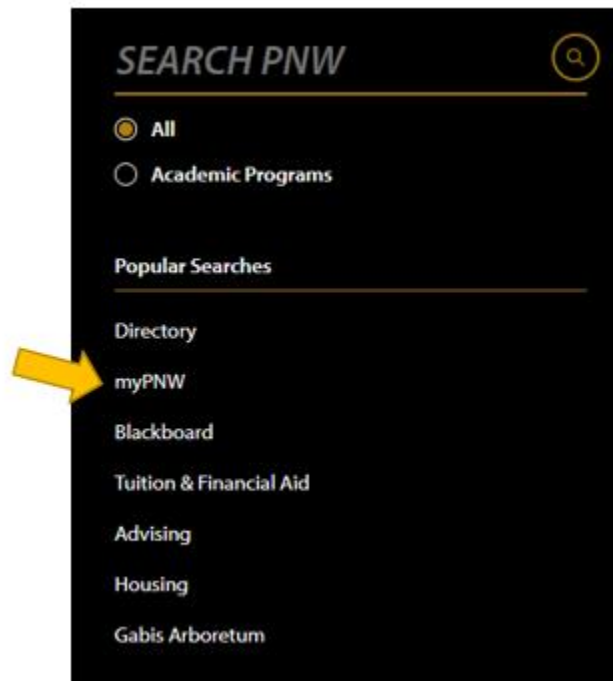



## Make a Deposit

*Follow these instructions when you are making a deposit for housing, MBAE, or a study abroad trip.*

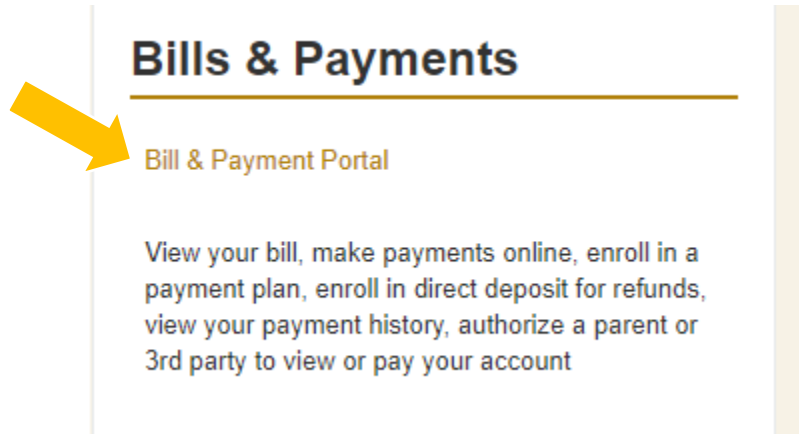
- Go to PNW.edu and click on the Search box in the upper right corner of the screen. Select myPNW and log in.



- Click on the **Bills & Payments** tab.



- Click on the **Bill & Payment Portal**.



- This takes you to the **TouchNet** screen. (If you receive a pop-up blocker message, click **Log into the TouchNet Payment Gateway**.) Select **Deposits** from the tabs at the top.

**PURDUE UNIVERSITY NORTHWEST** Logged in as: Chenay Hatwood | Logout

My Account Make Payment Payment Plans Deposits Refunds Help

**Announcement**

Welcome to **Purdue University Northwest's** on-line Student Account Suite.

Here you can view and print your billing statements, pay your balance in full by electronic check from your checking or savings account or credit card with a 2.85 percent convenience fee, store your payment methods for quick and easy payment, view your transaction history and provide permission to other users such as a parent or spouse to view your bill and make payment.

Summer 2019 Payment Due Date: June 14th by 4:00 pm

I would like to pay...

<b>Student Account</b>	ID: xxxxx2370
Balance	\$1,304.35
<input type="button" value="View Activity"/>	

**Statements**

Your latest eBill Statement (7/25/19) Statement : \$5,442.29

Your latest 1098-T Tax statement 2017 1098-T Statement

**My Profile Setup**

- 
- 
- 
- 
- 

**Term Balances**

Summer 2019	\$1,304.35
-------------	------------

- Enter the **term** for which you are making a deposit, then click on Select.

PURDUE UNIVERSITY NORTHWEST

My Account Make Payment Payment Plans Deposits Refunds Help

### Deposit Payment

Deposit Payment Deposit History

Amount Method Confirmation Receipt

Select a term then deposit payment account you would like to make a payment toward

Select a term  Select

- Enter what the deposit is for, then click on Select.

PURDUE UNIVERSITY NORTHWEST

My Account Make Payment Payment Plans Deposits Refunds Help

### Deposit Payment

Deposit Payment Deposit History

Amount Method Confirmation Receipt

Select a term then deposit payment account you would like to make a payment toward

Select a term  Select

Select a deposit  Select

- Payment details will appear, and you can enter an **amount** if it is not the standard housing deposit. Then continue.

PURDUE UNIVERSITY NORTHWEST

My Account Make Payment Payment Plans Deposits Refunds Help

### Deposit Payment

Deposit Payment Deposit History

Amount Method Confirmation Receipt

Select a term then deposit payment account you would like to make a payment toward

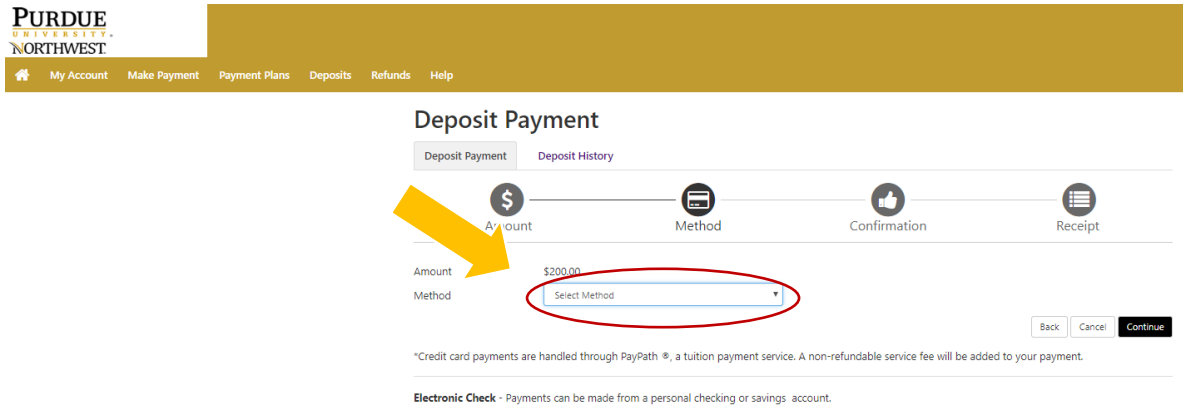
Select a term  Select

Select a deposit  Select

Study Abroad Deposit	
Deposit name	Study Abroad Deposit
Deposit description	Study Abroad Deposit
Term	Summer 2020
Maximum payment amount	\$3,000.00
Payment amount	\$ <input type="text"/>

Cancel Continue

- Select the **payment method** you wish to use and continue. **NOTE:** If you choose to pay with a credit card, PayPath will add a processing fee.



**PURDUE UNIVERSITY NORTHWEST**

My Account Make Payment Payment Plans Deposits Refunds Help

### Deposit Payment

Deposit Payment Deposit History

Amount \$200.00

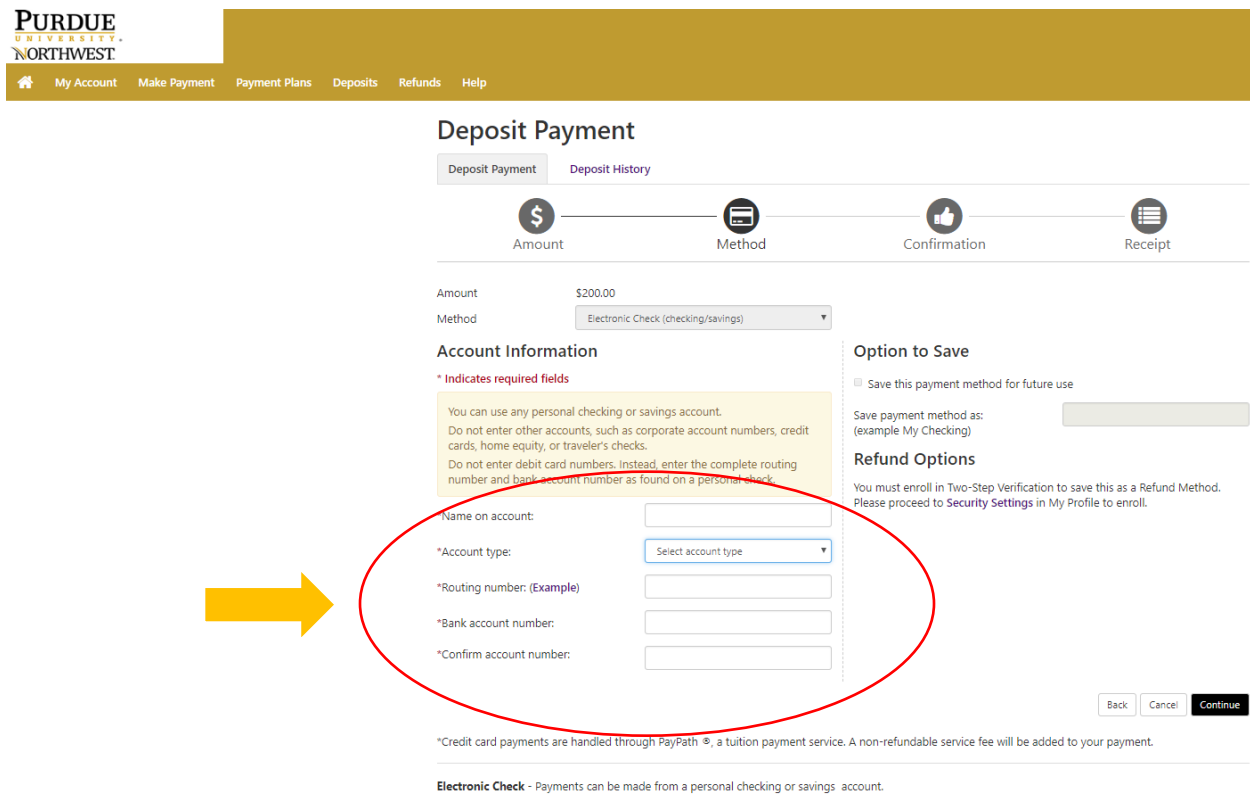
Method Select Method

Back Cancel Continue

\*Credit card payments are handled through PayPath®, a tuition payment service. A non-refundable service fee will be added to your payment.

Electronic Check - Payments can be made from a personal checking or savings account.

- You will be asked to supply **account information**. Select *Continue* to receive confirmation of your payment and print a receipt.



**PURDUE UNIVERSITY NORTHWEST**

My Account Make Payment Payment Plans Deposits Refunds Help

### Deposit Payment

Deposit Payment Deposit History

Amount \$200.00

Method Electronic Check (checking/savings)

#### Account Information

\* Indicates required fields

You can use any personal checking or savings account. Do not enter other accounts, such as corporate account numbers, credit cards, home equity, or traveler's checks. Do not enter debit card numbers. Instead, enter the complete routing number and bank account number as found on a personal check.

Name on account:

\*Account type:

\*Routing number: (Example)

\*Bank account number:

\*Confirm account number:

#### Option to Save

Save this payment method for future use

Save payment method as: (example My Checking)

#### Refund Options

You must enroll in Two-Step Verification to save this as a Refund Method. Please proceed to Security Settings in My Profile to enroll.

Back Cancel Continue

\*Credit card payments are handled through PayPath®, a tuition payment service. A non-refundable service fee will be added to your payment.

Electronic Check - Payments can be made from a personal checking or savings account.