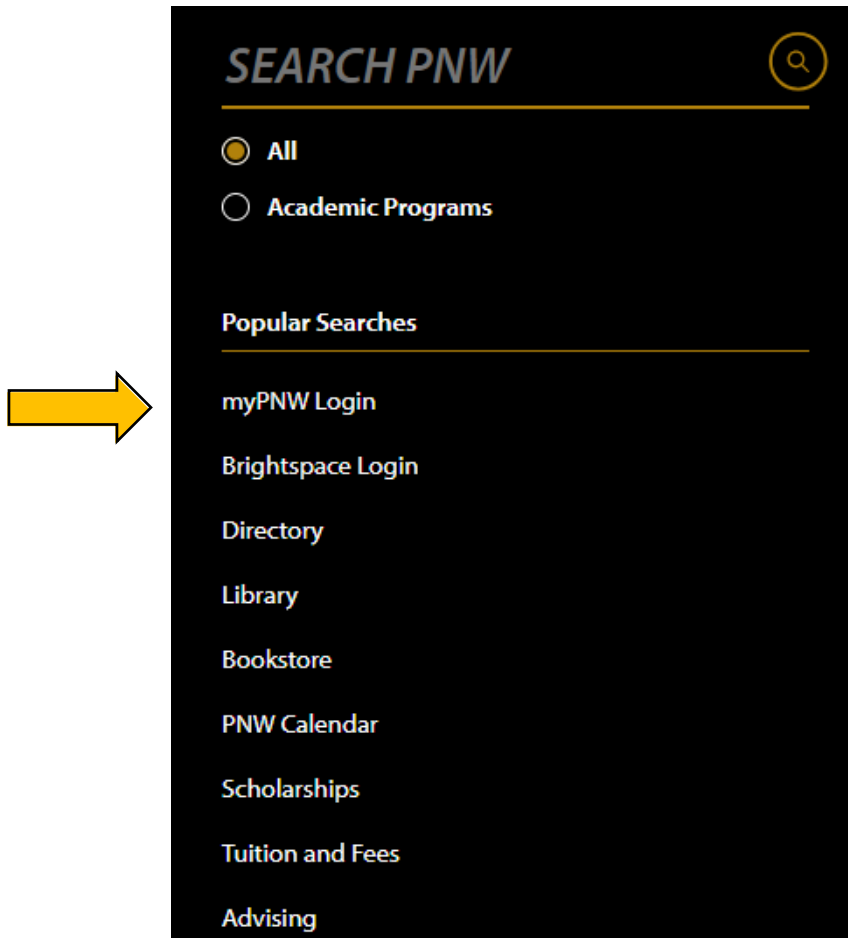
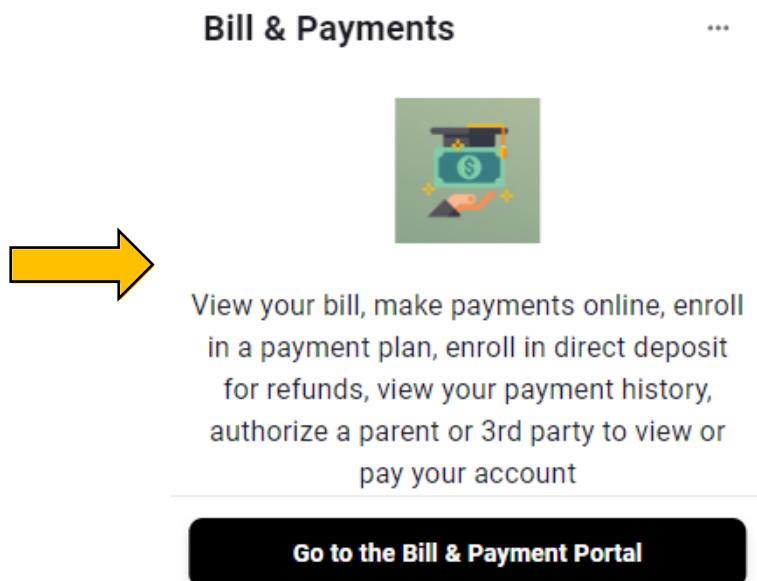


Make a Payment

- Go to PNW.edu and click on the Search box in the upper right corner of the screen. Select myPNW and log in.



Click on Bill & Payments



- This takes you to the **TouchNet** screen. (If you receive a pop-up blocker message, click **Log into the TouchNet Payment Gateway.**)
- Click on Make Payment or the drop-down menu next to Select Option. Select whether you want to pay Amount Due or Other Amount.
- To pay your full balance choose Amount Due Go! and skip to payment.

PURDUE UNIVERSITY NORTHWEST

My Account My Profile **Make Payment** Payment Plans Deposits Refunds Help

Announcement

Welcome to **Purdue University Northwest's** on-line Student Account Suite. Here you can view and print your billing statements, pay your balance in full by electronic check from your checking or savings account or credit card with a 2.85 percent convenience fee, store your payment methods for quick and easy payment, view your transaction history and provide permission to other users such as a parent or spouse to view your bill and make payment. Spring 2023 Payment Due Date: January 13th by 4:00 pm. [*Learn more about tuition protection click here.*](#)

I would like to pay... Select Option Go!

Student Account ID: xxxxx2614
Amount Due \$1,034.77
View Activity Enroll in Payment Plan

Statements
Click the button to view your current account balance and details. On Demand Statement
Your latest eBill Statement (11/30/22) Statement: \$2,094.77 View Statements
Your latest 1098-T Tax statement 2021 1098-T Statement View Statements

My Profile Setup
Authorized Users
Personal Profile
Security Settings
Consents and Agreements
Electronic Refunds

Term Balances

Spring 2023	\$2,308.92
Fall 2022	\$1,034.77

- If you choose Other Amount, click Pay by Term and Continue.

PURDUE UNIVERSITY NORTHWEST

My Account My Profile **Make Payment** Payment Plans Deposits Refunds Help

Account Payment

Amount Method Confirmation Receipt

Payment Date: 1/13/23

Select Payment Option

Current Account Balance \$1,634.70

Pay By Term Select which semester terms to pay

Amount Due \$1,634.70

Personal Note
Enter a brief payment note

Payment Total \$0.00

Cancel Continue

- Select the term. To pay an amount other than listed simply change the amount in the box to the right. Click Add. Click Continue.

PURDUE UNIVERSITY NORTHWEST

My Account My Profile Make Payment Payment Plans Deposits Refunds Help

Account Payment

Amount Method Confirmation Receipt

Payment Date: 1/13/23

Select Payment Option

Current Account Balance \$1,634.70

Pay By Term
Select which semester terms to pay

Amount Due \$1,634.70

Pay By Term
Enter payment amount and click 'Add' to include in the payment total.

Spring 2023 | \$1,634.70

- From the drop-down menu, select your desired method of payment, and then press Continue. NOTE: If you choose credit card, PayPath charges a processing fee.

PURDUE UNIVERSITY NORTHWEST

My Account My Profile Make Payment Payment Plans Deposits Refunds Help

Account Payment

Amount Method Confirmation Receipt

* Indicates required information

Amount: \$1,634.70


Method:

*Credit card payments are handled through PayPath®, a tuition payment service. A non-refundable service fee will be added to your payment.

Electronic Check - Payments can be made from a personal checking or savings account.
Bank Wire

- Enter any account information requested and press Continue.

Account Payment



* Indicates required information

Amount: \$1,634.70
Method:*

Account Information

* Indicates required fields

You can use any personal checking or savings account.
Do not enter other accounts, such as corporate account numbers, credit cards, home equity, or traveler's checks.
Do not enter debit card numbers. Instead, enter the complete routing number and bank account number as found on a personal check.

*Name on account:
*Account type:
*Routing number: (Example)
*Bank account number:
*Confirm account number:

Option to Save

Save this payment method for future use
Save payment method as:

Refund Options

You must enroll in Two-Step Verification to save this as a Refund Method. Please proceed to [Security Settings](#) in My Profile to enroll.

- Your payment will be processed, and you will receive email confirmation.