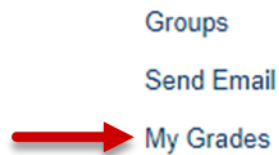


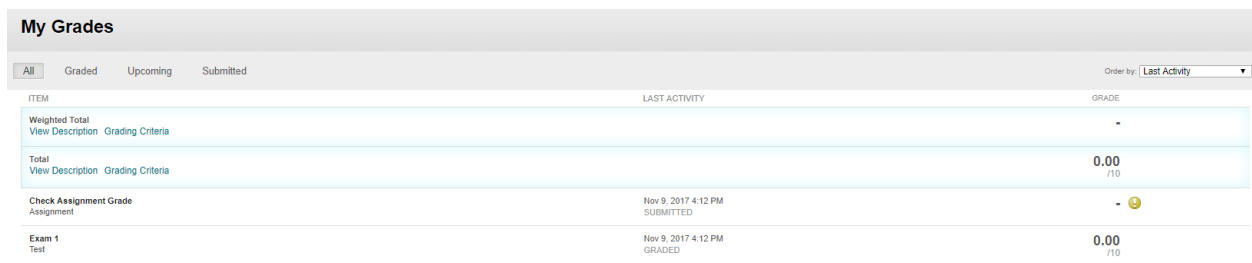
How to Check Assignment Grade and View Instructor Feedback

THE MY GRADES PAGE SHOWS THE STATUS OF GRADABLE ITEMS SUCH AS TESTS, ASSIGNMENTS, AND DISCUSSION POSTS.


- From the course menu, select **My Grades**.




- You may choose to see All, Graded, Upcoming, or Submitted assignments



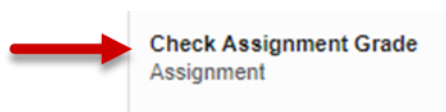
The 'My Grades' page shows a table with columns for ITEM, LAST ACTIVITY, and GRADE. The table contains the following data:

ITEM	LAST ACTIVITY	GRADE
Weighted Total View Description Grading Criteria		-
Total View Description Grading Criteria		0.00 /10
Check Assignment Grade Assignment	Nov 9, 2017 4:12 PM SUBMITTED	- 
Exam 1 Test	Nov 9, 2017 4:12 PM GRADED	0.00 /10

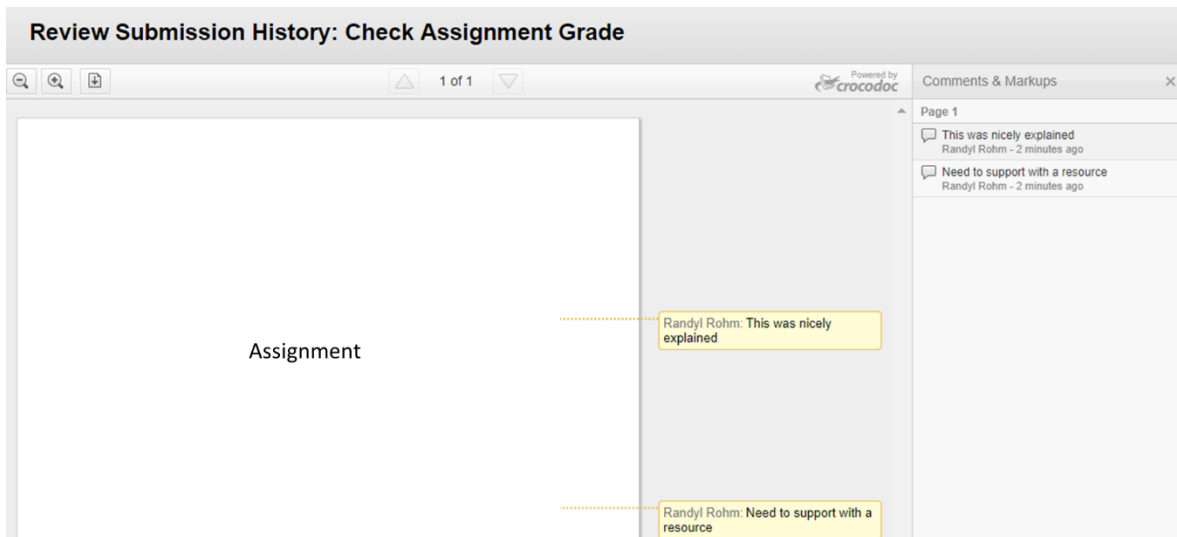
- Selecting the blue 'thought bubble' will allow you to see any comments made by your instructor.



- Select the name of the assignment (in this example, it is titled Check Assignment Grade).



- You may see comments made throughout your assignment on the left.



- Your grade and comments made by your instructor will be found on the right.

