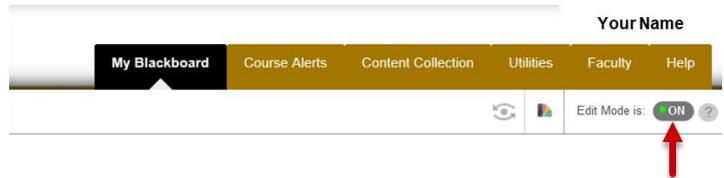
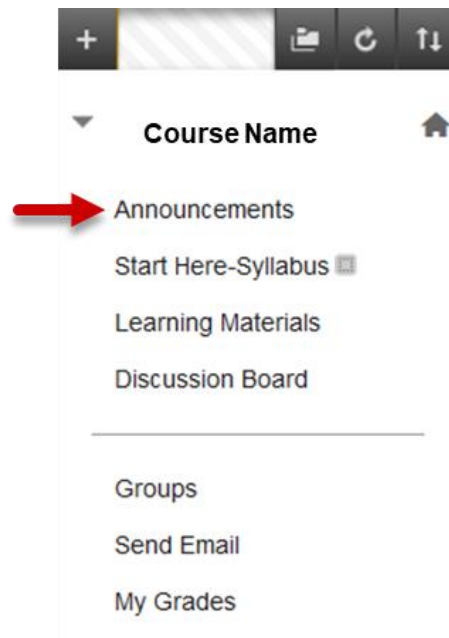


Announcements

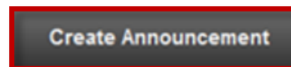
- Ensure **Edit Mode** is On



- On the **Course Menu**, select **Announcements**

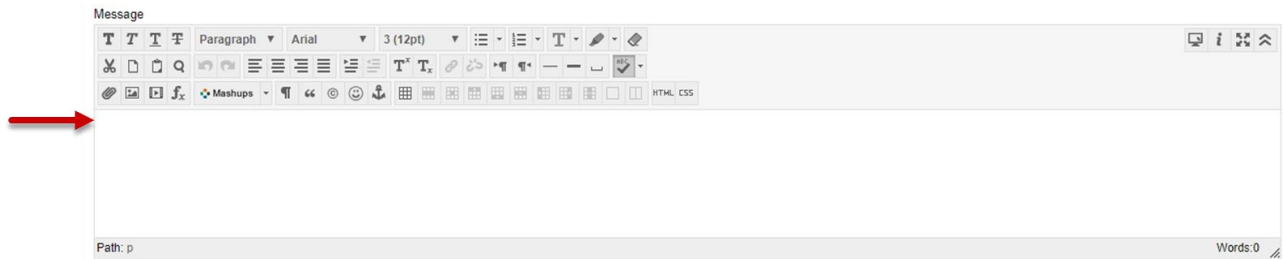


- Click **Create Announcement**



- Type a Subject, Message, and specify a Duration
 - **Not Date Restricted:** The announcement will remain up for the entire duration of the course.
 - **Date Restricted:** The announcement will be up for the specified time.

→ * Subject Black



WEB ANNOUNCEMENT OPTIONS

Duration

Not Date Restricted

→ Date Restricted

Email Announcement

→ Send a copy of this announcement immediately

Students are still notified of this announcement even if this option is not selected

- A course link is optional, but you may include a link to a specific portion of the course.

COURSE LINK

Click [Browse](#) to choose an item.

Location