



OFFICE OF RESEARCH ANNUAL REPORT

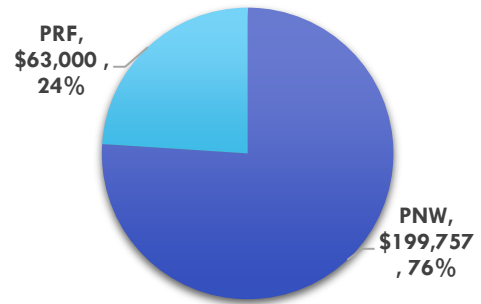
FY 2017 (7/1/2016 – 6/30/2017)

FY 2017 INTERNAL AWARDS: \$262,757

FY 2017 INTERNAL AWARD DOLLARS BY AWARD CATEGORY

Internal Award Category	Total Amount Awarded
Catalyst Grant	\$ 79,875
Interdisciplinary Grants	\$ 60,000
PRF Summer Faculty Grant	\$ 40,000
Exploratory Grant	\$ 35,882
Proposal Development Grant	\$ 24,000
PRF International Travel Grant	\$ 23,000

SOURCE OF INTERNAL AWARDS



FY 2017 INTERNAL AWARDS BY CATEGORY AND COLLEGE

Catalyst Grant Total	\$ 79,875
CHES	\$ 11,960
College of Business	\$ 23,968
College of Engineering and Sciences	\$ 19,950
College of Nursing	\$ 11,997
College of Technology	\$ 12,000

Exploratory Grant Total	\$ 35,882
CHES	\$ 3,757
College of Business	\$ 2,200
College of Engineering and Sciences	\$ 21,925
College of Technology	\$ 8,000

Interdisciplinary Grants Total	\$ 60,000
College of Engineering and Sciences	\$ 60,000

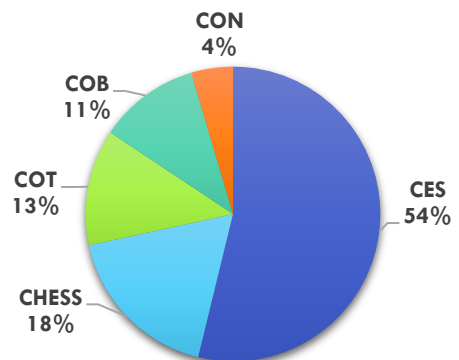
Proposal Development Grant Total	\$ 24,000
College of Engineering and Sciences	\$ 21,500
College of Technology	\$ 2,500

PRF Summer Faculty Grant Total	\$ 40,000
CHES	\$ 24,000
College of Engineering and Sciences	\$ 8,000
College of Technology	\$ 8,000

PRF International Travel Grant Total	\$ 23,000
CHES	\$ 7,000
College of Business	\$ 3,000
College of Engineering and Sciences	\$ 10,000
College of Technology	\$ 3,000

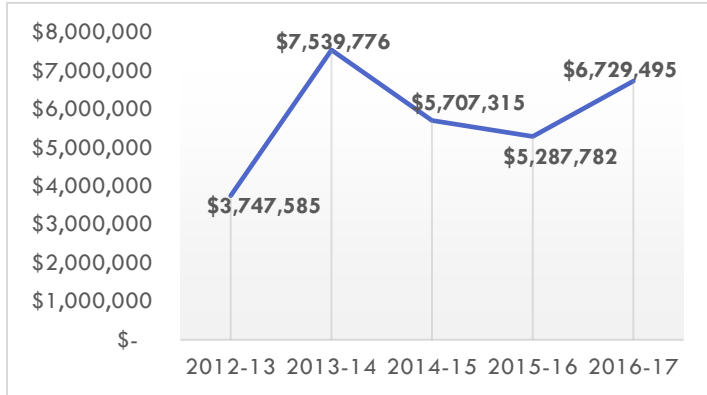
FY 2017 INTERNAL AWARDS BY COLLEGE

College of Engineering and Sciences	\$ 141,375
CHES	\$ 46,717
College of Technology	\$ 33,500
College of Business	\$ 29,168
College of Nursing	\$ 11,997



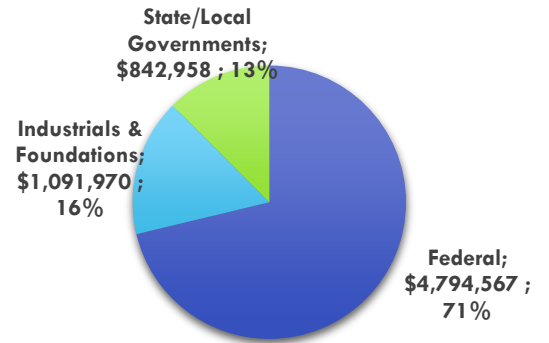
FY 2017 EXTERNAL AWARDS: \$6,729,495

5-YEAR* TREND – AWARD TOTALS

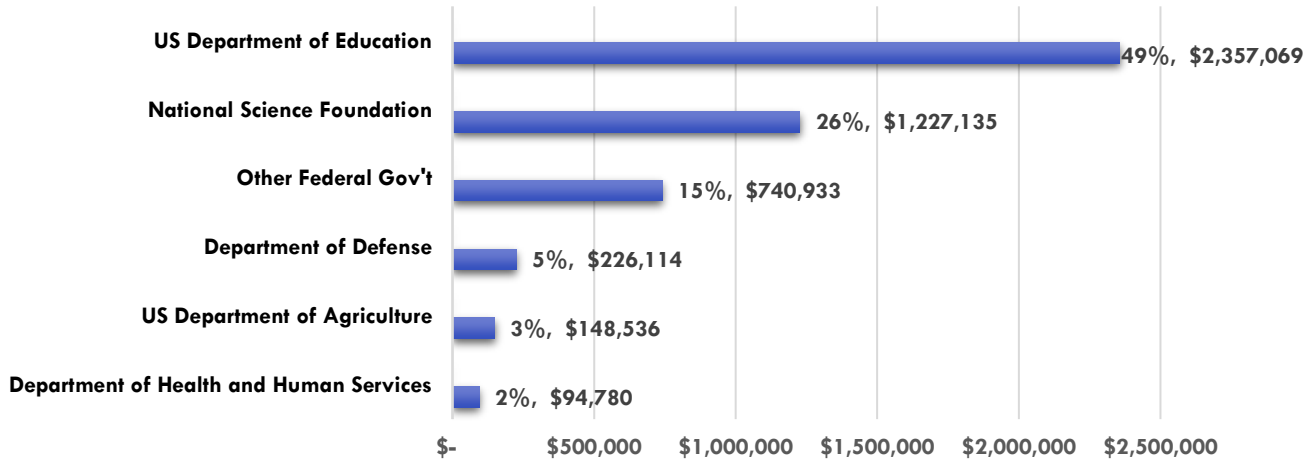


*FY 2012-2016 data for PUC and PNC was combined for comparative purposes

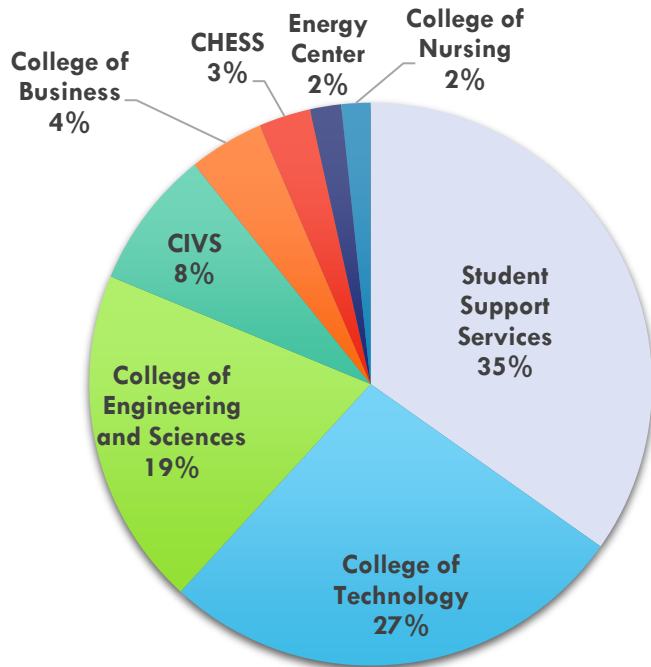
FY 2017 AWARDS BY FUNDING SOURCE



FY 2017 FEDERAL GRANT & CONTRACT AWARDS BY AGENCY



FY 2017 GRANT AWARDS BY COLLEGE/CENTER/AREA



FY 2017 AWARDS BY ACADEMIC UNIT/CENTER

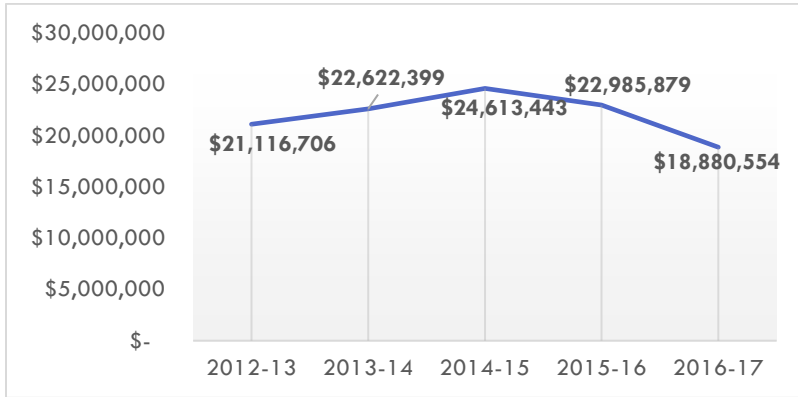
Academic Unit / College/ Center	Total Award Amount
Student Support Serv.	\$2,340,619
CIT&G	\$1,076,150
Engineering Tech	\$740,933
CIVS	\$537,696
Mech/Civil Engr	\$484,800
College of Business	\$290,888
Chemistry & Physics	\$259,416
Math,Stats&Comp Sci	\$186,202
Biological Sci	\$178,047
Coll Engr & Sciences	\$140,304
Energy Eff & Rel Cnt	\$120,000
College of Nursing	\$112,808
Education	\$150,773
Physics	\$38,848
PoliSci/Econ	\$30,000
Elec/Computer En	\$20,897
English	\$20,000
College of Tech	\$1,114

FY 2017 TOP TEN AWARDS (DOLLAR AMOUNT) BY PRINCIPAL INVESTIGATOR

Principal Investigator	Proposal Title	Department/Center	Total Award Amount
Chandramouli, Magesh	MANEUVER: Manufacturing Education Using Virtual Environment	CIT&G	\$ 881,425.00
Hamilton, Roy L	Purdue University Northwest Upward Bound Program	ED Opportunities Prg	\$ 562,380.00
Beamon, Yolanda H	Purdue University Calumet Upward Bound Program 2016-17	ED Opportunities Prg	\$ 508,452.00
Scachitti, Susan M	VA-CASE CPHT Clinic Practice Project Management	Engineering Tech	\$ 373,443.57
Sanders, Jimmie L	Educational Talent Program	ED Opportunities Prg	\$ 356,640.00
Birch, Deborah I	Education Through Success	NC Dean of Students	\$ 325,920.00
Rodriguez, Catalina	Student Support Services (Year 2)	ED Opportunities Prg	\$ 298,598.00
Scachitti, Susan M	Lean Management System Facilitation - Jesse Brown	Engineering Tech	\$ 286,672.00
Hamilton, Roy L	Ronald E. McNair Post-Baccalaureate Achievement Program	ED Opportunities Prg	\$ 285,079.00
Zhou, Chenn Q	Uss Great Lakes Works Blast Furnace Improvement	CIVS	\$ 269,334.00

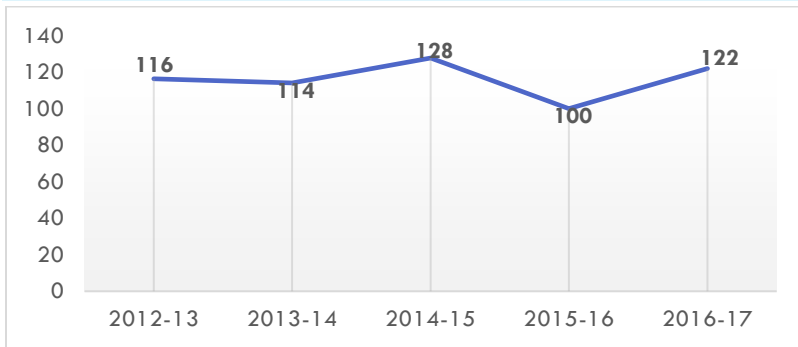
FY 2017 PROPOSALS: \$ 18,880,554.00

5-YEAR* TREND - PROPOSAL AMOUNT



*FY 2012-2016 data for PUC and PNC was combined for comparative purposes

5-YEAR* TREND - NUMBER OF SUBMITTED PROPOSALS

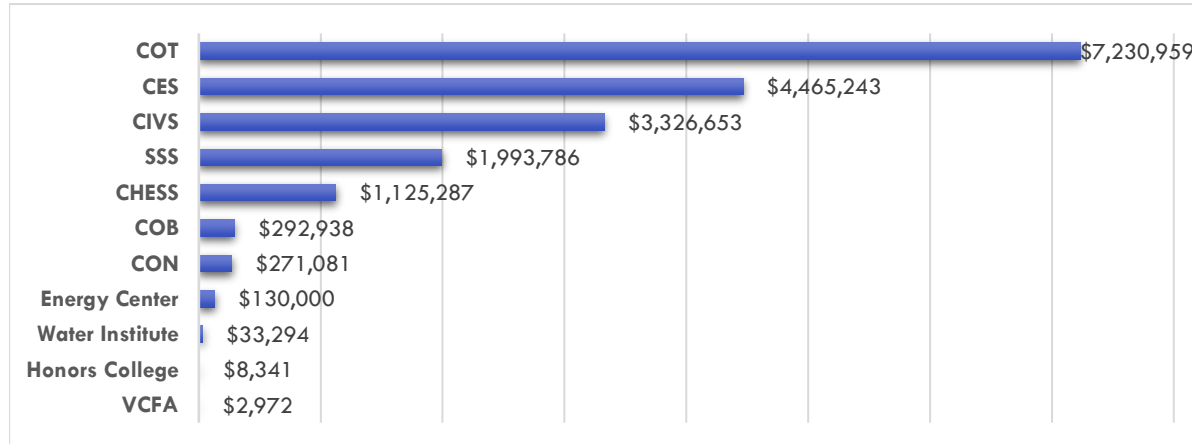


*FY 2012-2016 data for PUC and PNC was combined for comparative purposes

FY 2017 PROPOSALS BY ACADEMIC UNIT/CENTER

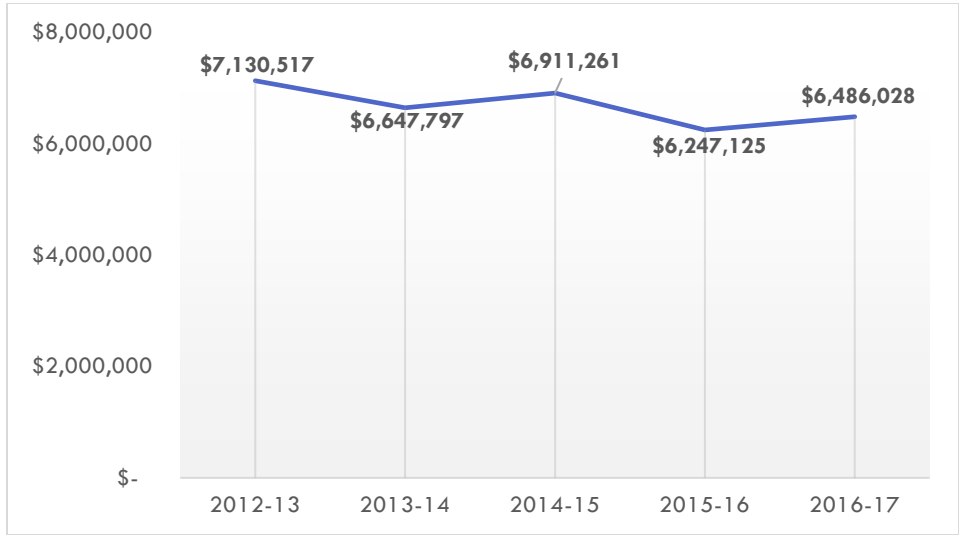
Academic Unit / College/ Center	Total Proposal Amount
CIVS	\$ 3,326,653
Engineering Tech	\$ 2,101,062
Student Support Services	\$ 1,993,786
Mech/Civil Engr	\$ 1,643,944
Math,Stats&Comp Sci	\$ 1,139,615
School of Education	\$ 874,831
Elec/Computer En	\$ 769,341
College of Tech	\$ 748,062
Biological Sci	\$ 332,775
College of Business	\$ 292,938
College of Nursing	\$ 271,081
Chemistry & Physics	\$ 245,135
Coll Engr & Sciences	\$ 228,943
Behavioral Sciences	\$ 182,090
Elec & Computer Eng	\$ 152,855
Energy Eff & Rel Cnt	\$ 130,000
Constr Sci &Org Lead	\$ 50,000
Water Institute	\$ 33,294
English	\$ 21,000
Honors College	\$ 8,341
VC Finance & Admin	\$ 2,972

FY 2017 PROPOSALS BY COLLEGE/CENTER



FY 2017 GRANT EXPENDITURES: \$ 6,486,028

5-YEAR* EXPENDITURES TREND



*FY 2012-2016 data for PUC and PNC was combined for comparative purposes

5-YEAR EXPENDITURES IDENTIFYING COST SHARING

