



# **OFFICE OF RESEARCH ANNUAL REPORT**

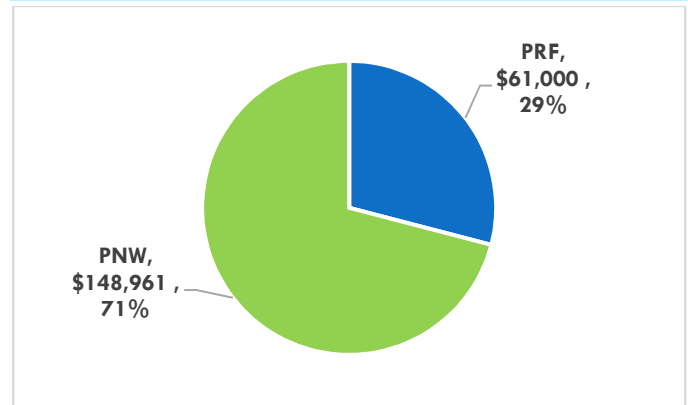
FY 2019 (7/1/2018 – 6/30/2019)

## FY 2018 INTERNAL AWARDS: \$209,961

### FY 2018 INTERNAL AWARD DOLLARS BY AWARD CATEGORY

Internal Award Category	Total Amount Awarded
Catalyst Grant	\$ 97,000
Interdisciplinary Grants	\$ 20,000
PRF Summer Faculty Grant	\$ 40,000
Exploratory Grant	\$ 19,961
Proposal Development Grant	\$ 12,000
PRF International Travel Grant	\$ 21,000

### SOURCE OF INTERNAL AWARDS



### FY 2018 INTERNAL AWARDS BY CATEGORY AND COLLEGE\*

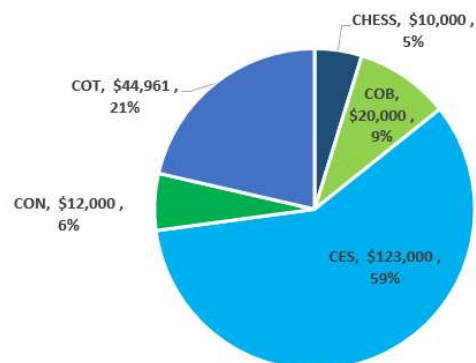
\*College of PI Table does not indicate colleges of CoPIs.

<b>Catalyst Grant Total</b>	<b>\$97,000</b>
College of Technology	\$23,000
College of Nursing	\$12,000
College of Engineering and Sciences	\$62,000
<b>Interdisciplinary Grants Total</b>	<b>\$20,000</b>
College of Engineering and Sciences	\$20,000
<b>PRF Summer Faculty Grant Total</b>	<b>\$40,000</b>
College of Engineering and Sciences	\$16,000
College of Technology	\$16,000
College of Business	\$8,000

<b>Exploratory Grant Total</b>	<b>\$19,961</b>
College of Engineering and Sciences	\$8,000
College of Business	\$8,000
College of Technology	\$3,961
<b>Proposal Development Grant Total</b>	<b>\$12,000</b>
College of Engineering and Sciences	\$9,000
CHES	\$3,000
<b>PRF International Travel Grant Total</b>	<b>\$21,000</b>
CHES	\$7,000
College of Business	\$4,000
College of Engineering and Sciences	\$8,000
College of Technology	\$2,000

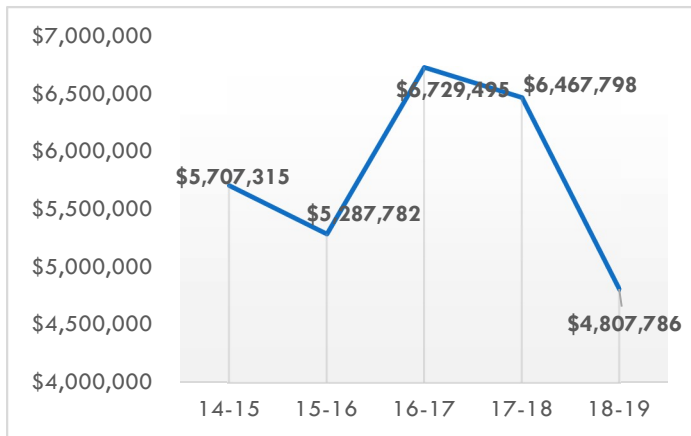
### FY 2019 INTERNAL AWARDS BY COLLEGE

COLLEGE	TOTAL
College of Engineering and Sciences	\$ 123,000
CHES	\$ 10,000
College of Technology	\$ 44,961
College of Business	\$ 20,000
College of Nursing	\$ 12,000



## FY 2019 EXTERNAL AWARDS: \$4,807,786

### 5-YEAR\* TREND – AWARD TOTALS



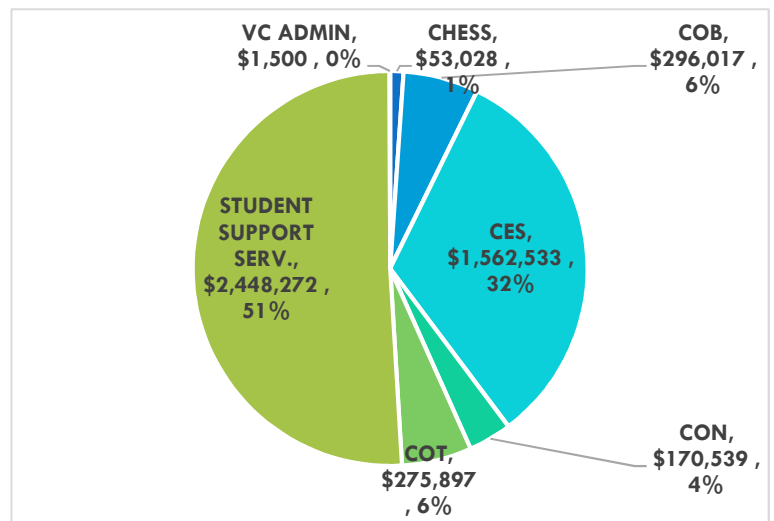
\*FY 2012-2016 data for PUC and PNC was combined.

### 2019 AWARDS BY ACADEMIC UNIT/CENTER

Academic Unit / Center	Total Award Amt.
CES	\$29,900
Energy Eff & Rel. Cntr.	\$25,000
CIVS	\$1,117,966
School of Eng. Adm.	\$17,374
Mechanical & Civil Engine	\$69,498
Electrical & Computer Eng.	\$105,774
Biological Sciences	\$9,503
Chemistry & Physics	\$187,518
Comp Info Tech & Graphics	\$272,647
Engineering Tech	\$3,250
College of Business Admin	\$296,017
College of Nursing Admin	\$170,539
ED Opportunities Prg.	\$2,448,272
VC Finance & Admin.	\$1,500
College of Humanities, Ed	\$9,000
Behavioral Sciences	\$41,778
School of Education & Co	\$225

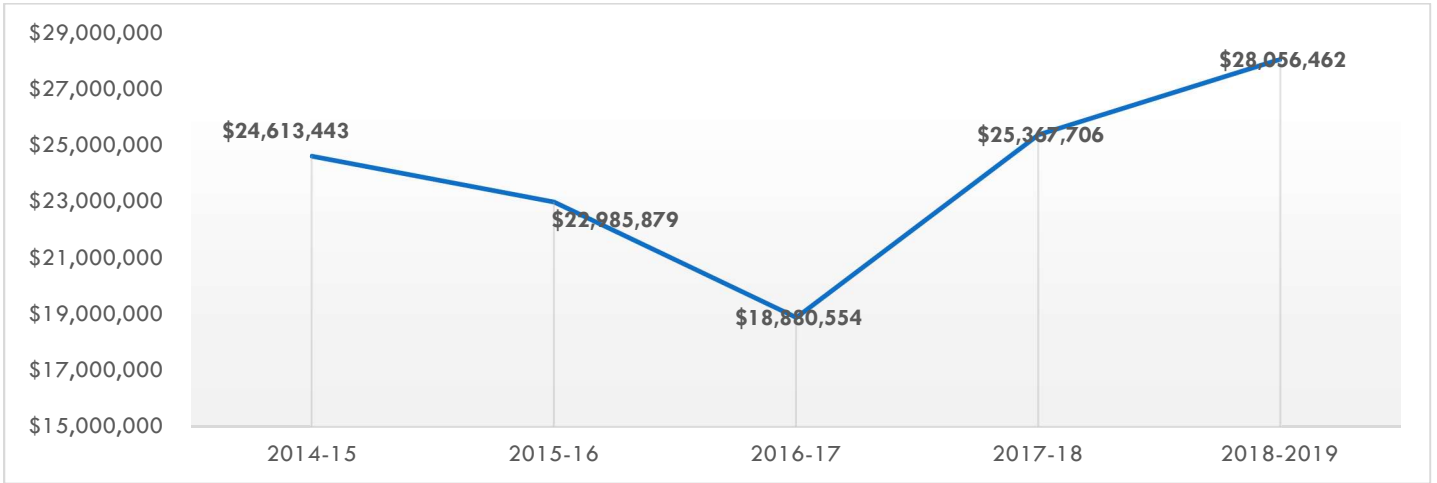
### FY 2019 GRANT AWARDS BY COLLEGE/ UNIT

College	Total Award Amount
CHES	\$ 53,028
College of Business	\$ 296,017
College of Engineering & Sciences	\$ 1,562,533
College of Nursing	\$ 170,539
College of Technology	\$ 275,897
Vice Chancellor for Administration	\$ 1,500
Student Support Services	\$ 2,448,272
<b>Grand Total</b>	<b>\$ 4,807,786</b>



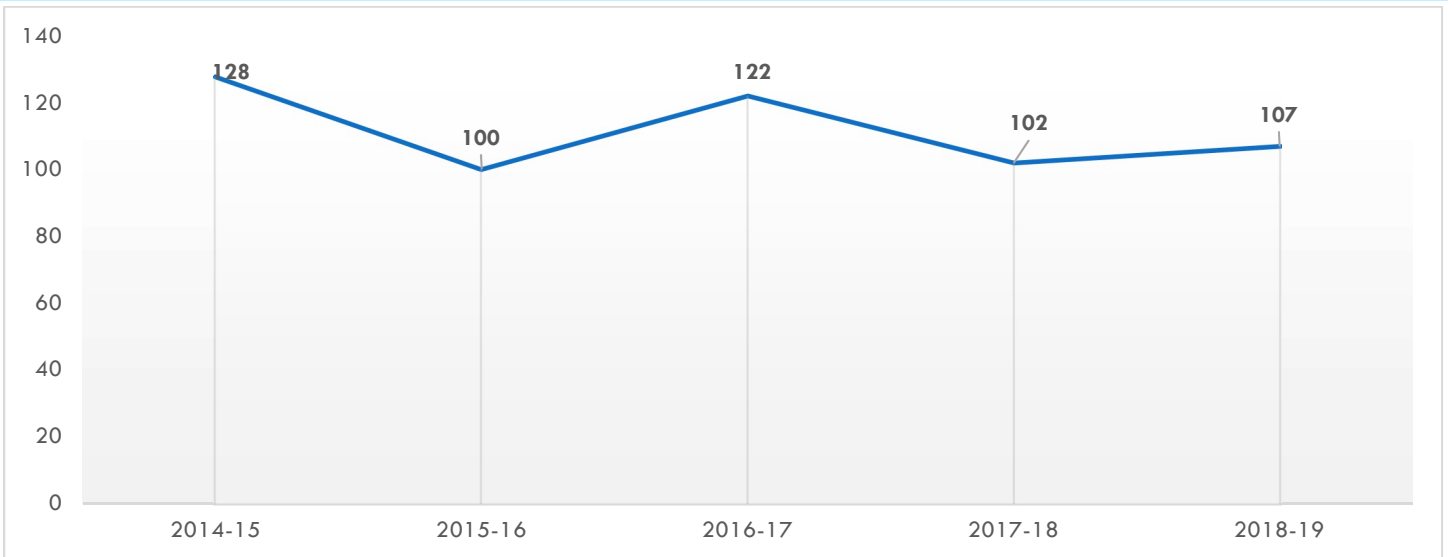
# FY 2019 PROPOSALS: \$ 258,056,462

## 5-YEAR\* TREND - PROPOSAL AMOUNT



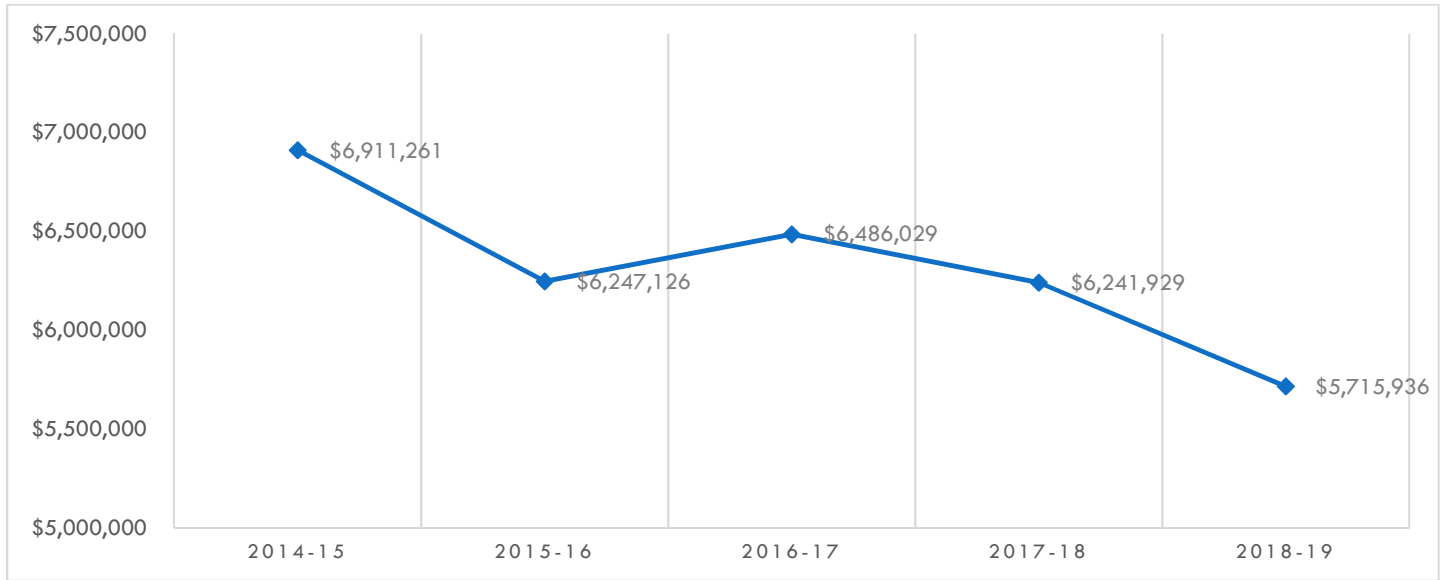
\*FY 2012-2016 data for PUC and PNC was combined.

## 5-YEAR\* TREND - NUMBER OF SUBMITTED PROPOSALS



## FY 2019 GRANT EXPENDITURES: \$ 5,715,936

### 5-YEAR\* EXPENDITURE TREND



\*FY 2012-2016 data for PUC and PNC was combined for comparative purposes

### 5-YEAR EXPENDITURES AND COST SHARING

