



OFFICE OF RESEARCH ANNUAL REPORT

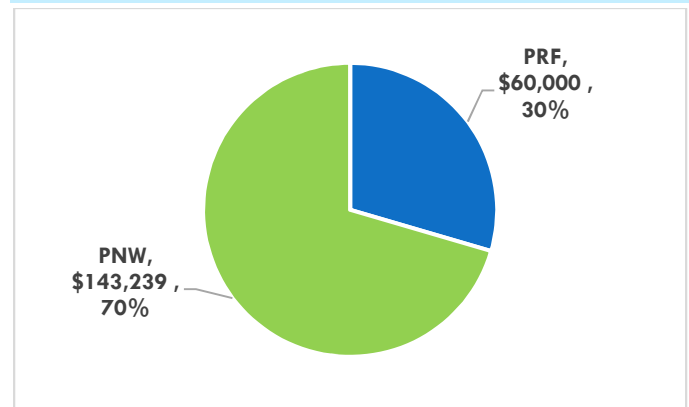
FY 2020 (7/1/2019 – 6/30/20)

FY 2020 INTERNAL AWARDS: \$203,239

FY 2020 INTERNAL AWARD DOLLARS BY AWARD CATEGORY

Internal Award Category	Total Amount Awarded
Catalyst Grant	\$ 92,000
Interdisciplinary Grants	\$ 20,000
PRF Summer Faculty Grant	\$ 48,000
Exploratory Grant	\$ 19,739
Proposal Development Grant	\$ 11,500
PRF International Travel Grant	\$ 12,000

SOURCE OF INTERNAL AWARDS



FY 2020 INTERNAL AWARDS BY CATEGORY AND COLLEGE*

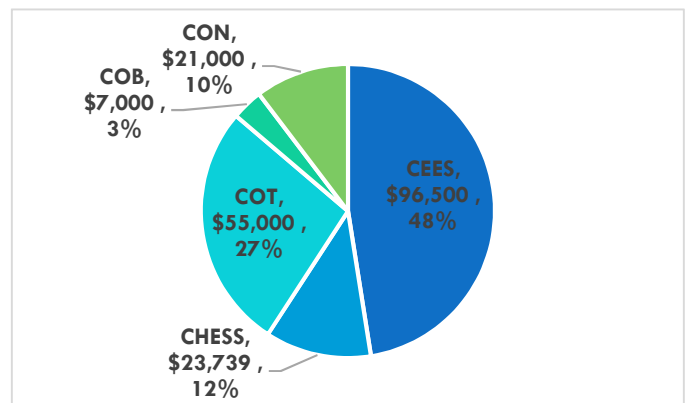
*College of PI Table does not indicate colleges of CoPIs.

Catalyst Grant Total	\$ 92,000
College of Engineering and Sciences	\$ 50,000
College of Technology	\$ 42,000
Exploratory Grant Total	\$ 19,739
College of Engineering and Sciences	\$ 12,000
CHES	\$ 3,739
College of Business	\$ 4,000
Interdisciplinary Grant Total	\$ 20,000
College of Nursing	\$ 20,000
PRF Summer Faculty Grant Total	\$ 48,000
College of Engineering and Sciences	\$ 24,000

CHES	\$ 16,000
College of Technology	\$ 8,000
PRF International Travel Grant Total	\$ 12,000
College of Engineering and Sciences	\$ 3,000
CHES	\$ 4,000
College of Business	\$ 3,000
College of Nursing	\$ 1,000
College of Technology	\$ 1,000
	\$ -
Proposal Development Grant Total	\$ 11,500
College of Engineering and Sciences	\$ 7,500
College of Technology	\$ 4,000

FY 2020 INTERNAL AWARDS BY COLLEGE

COLLEGE	TOTAL
College of Engineering and Sciences	\$ 96,500
CHES	\$ 23,739
College of Technology	\$ 55,000
College of Business	\$ 7,000
College of Nursing	\$ 21,000

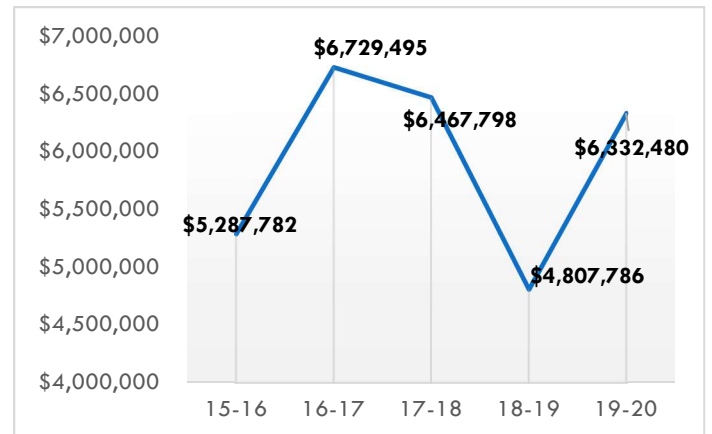


FY 2020 EXTERNAL AWARDS: \$6,332,480

2020 AWARDS BY ACADEMIC UNIT/CENTER

Department/Unit	Total Awards
Behavioral Sciences	\$ 384.00
Biological Sciences	\$ 44,325.00
Chemistry & Physics	\$ 7,988.00
CIVS	\$ 1,605,255.00
College of Business Admin	\$ 311,747.00
College of Engineering &	\$ 90,000.00
College of Humanities, Ed	\$ 1,247.00
College of Nursing Admin	\$ 336,428.00
College of Technology Adm	\$ 294,237.00
Comp Info Tech & Graphics	\$ 1,067,645.00
ED Opportunities Prg	\$ 1,127,387.00
Electrical & Computer Eng	\$ 365,314.00
Energy Eff & Rel Cntr	\$ 5,000.00
Engineering Tech	\$ 106,506.00
History & Philosophy	\$ 2,000.00
Math and Statistics	\$ 90,429.00
Mechanical & Civil Engine	\$ 746,005.00
Nursing BSN Online	\$ 1,821.00
PoliSci/Econ/WL	\$ 65,000.00
Psychology	\$ 1,188.00
School of Education & Co	\$ 59,824.00
VC Finance & Administrati	\$ 2,750.00

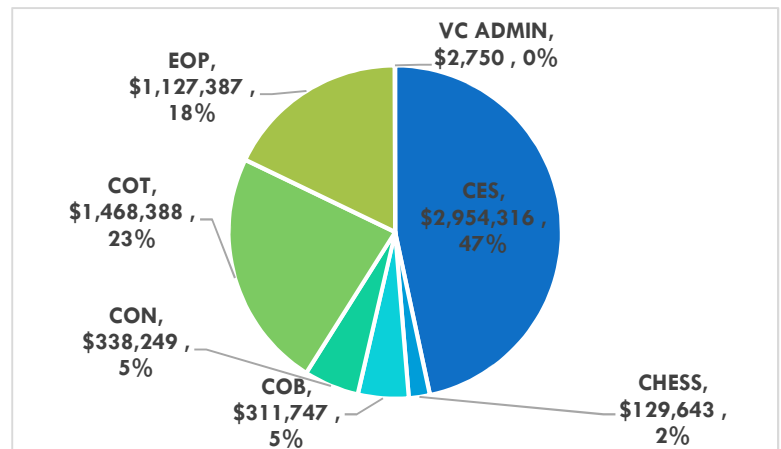
5-YEAR* TREND – AWARD TOTALS



*FY 2012-2016 data for PUC and PNC was combined.

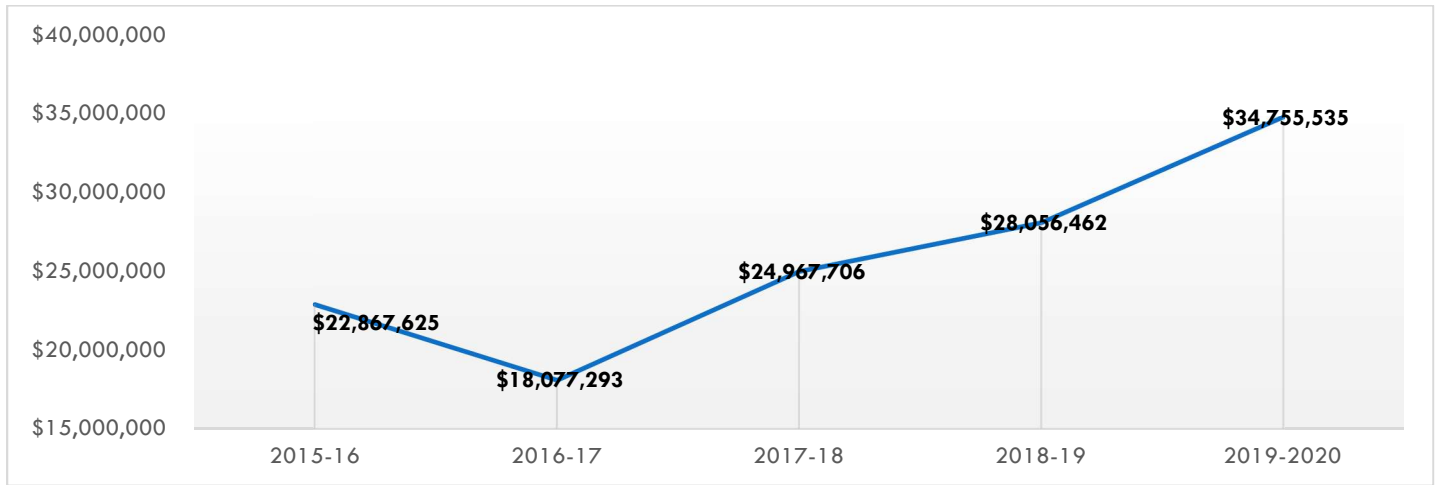
FY 2020 GRANT AWARDS BY COLLEGE/ UNIT

College	Total Award Amount
CHES	\$ 129,643
College of Business	\$ 311,747
College of Engineering & Sciences	\$ 2,954,316
College of Nursing	\$ 338,249
College of Technology	\$ 1,468,388
Vice Chancellor for Administration	\$ 2,750
Student Support Services	\$ 1,127,387
Grand Total	\$ 6,332,480



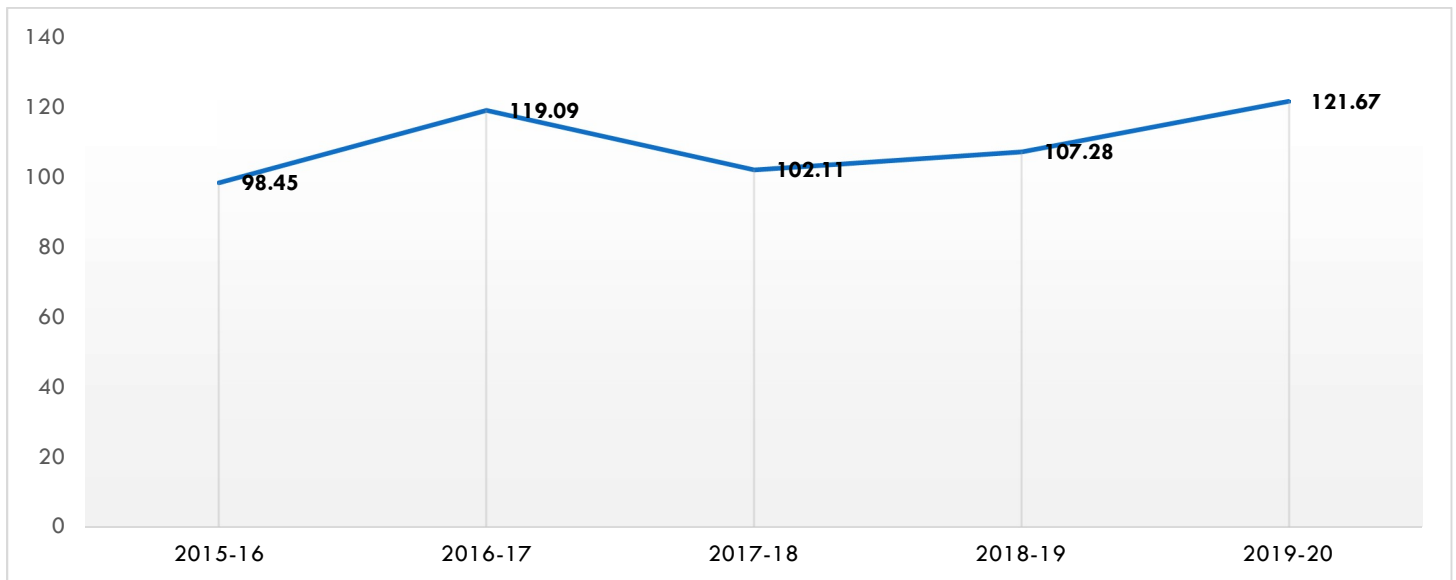
FY 2020 PROPOSALS: \$ 258,056,462

5-YEAR* TREND - PROPOSAL AMOUNT



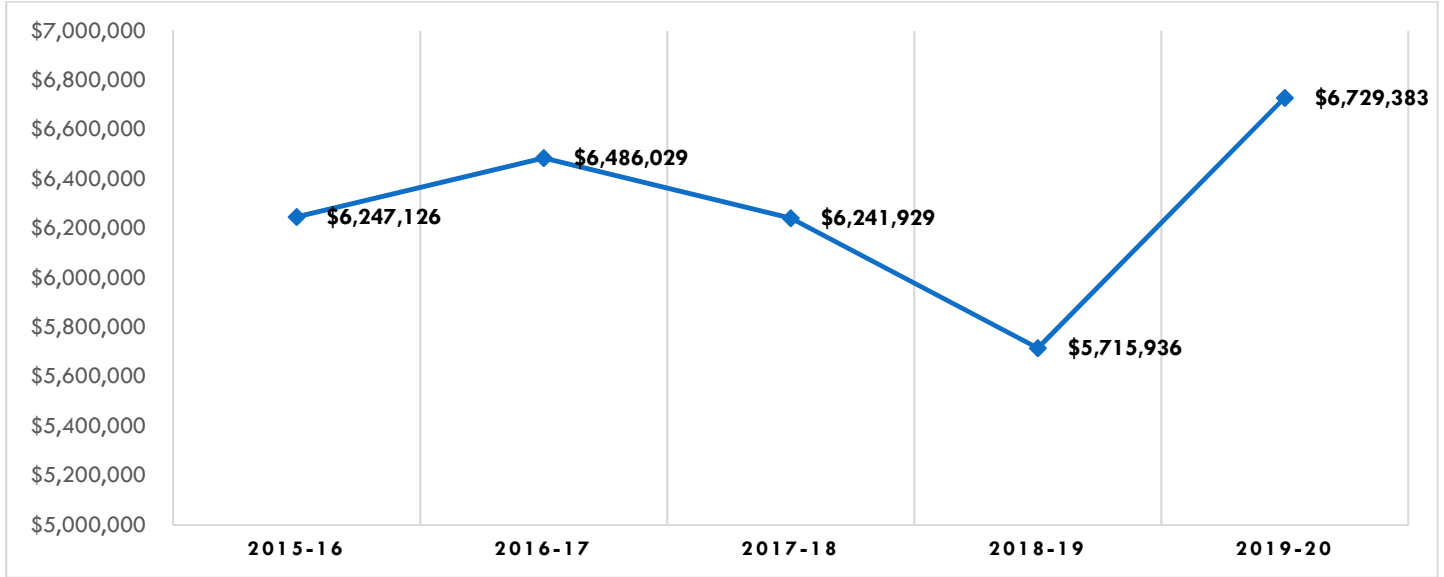
*FY 2012-2016 data for PUC and PNC was combined.

5-YEAR* TREND - NUMBER OF SUBMITTED PROPOSALS



FY 2020 GRANT EXPENDITURES: \$ 6,729,383

5-YEAR* EXPENDITURE TREND



*FY 2012-2016 data for PUC and PNC was combined for comparative purposes

5-YEAR EXPENDITURES AND COST SHARING

