



Course Report for Spring-2019-STAT-30100-010-Elem Stat Meth (Jonathan Kuhn) - Spring 2019

PNW Course Evaluations - Spring 2019

Project Audience 35
Responses Received 28
Response Ratio 80.0%

Report Comments

INTRODUCTION

This report contains the results gathered during the online course-instructor evaluations. Students were invited to share their feedback on the teaching and the course material, ultimately to help improve the overall quality of education at our institution. It is now our collective duty to turn this insight into action.

As part of this mission, all instructors receive an Individual Course Report for developmental purposes i.e. to identify strengths and areas for improvement in regard to their teaching methods. Contents include graphs, tables, rankings, frequencies, statistics, and comments, as well as reflective questions to help guide you in the preparation of your personal development plan.

We urge every Faculty Member to diligently examine all the analysis, to seek to understand it, to take note of patterns, to draw logical conclusions and to take it upon yourself to act on the valuable feedback your students have taken the time to provide.

Creation Date Fri, May 10, 2019



[Download PDF](#)

GUIDELINES

To aid in interpreting the results, please consider the following:

1. Consider the response rate. These evaluations stem from student perception, which implies that the validity increases proportionally with the number of occurrences. If your class size is small (under 10 students), be cautious in drawing conclusions from the course evaluation results from a single class. For classes with larger enrollments, be similarly cautious in drawing conclusions if less than 60% of the students responded.
2. Identify trends. Your improvement plan should be based on the most representative results and less on outlying responses. Look for themes and trends in your course evaluation results across courses and semesters.
3. Look for opportunities for improvement. Review your results with a focus on how the results might help you improve your instructional practice. While your course evaluation results may provide you with a general area to address, you will need to seek additional information and feedback to identify specific actions to take.

Evaluation Summary

Course Summary

Spring-2019-STAT-30100-010-Elem Stat Meth, 2019201

	Count	Strongly Agree	Agree	Neither Agree nor Disagree	Disagree	Strongly Disagree	Mean	Median	SD
The course was well organized to promote my learning	28	50.00 %	42.86 %	3.57 %	3.57 %	0.00 %	4.39	4.50	0.74
I knew what was expected of me in this course	28	53.57 %	35.71 %	10.71 %	0.00 %	0.00 %	4.43	5.00	0.69

Instructor Summary

Jonathan Kuhn - Spring-2019-STAT-30100-010-Elem Stat Meth, 2019201

	Count	All the Time	Usually	About Half the Time	Hardly Ever	Never	Mean	Median	SD
The instructor promoted a supportive learning environment	28	60.71 %	32.14 %	7.14 %	0.00 %	0.00 %	4.54	5.00	0.64
The instructor provided useful feedback that helped me learn	28	60.71 %	28.57 %	7.14 %	0.00 %	3.57 %	4.43	5.00	0.92

Teaching Methods

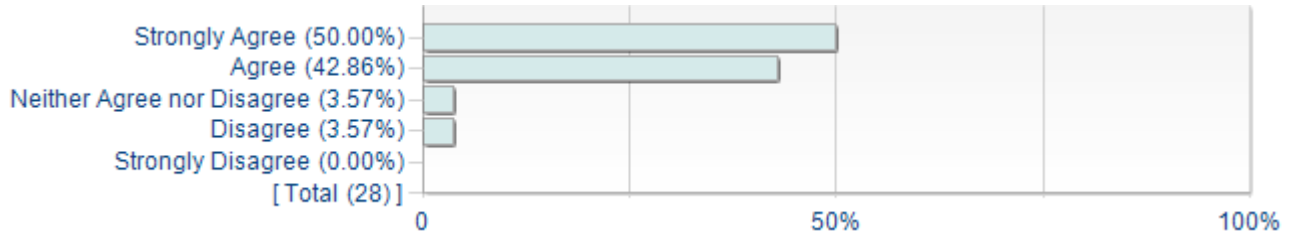
Jonathan Kuhn - Spring-2019-STAT-30100-010-Elem Stat Meth 2019201

	Count	Strongly Agree	Agree	Neither Agree nor Disagree	Disagree	Strongly Disagree	Mean	Median	SD
The teaching methods used by the instructor helped me learn	28	32.14 %	60.71 %	3.57 %	0.00 %	3.57 %	4.18	4.00	0.82

Statistical Response Analysis

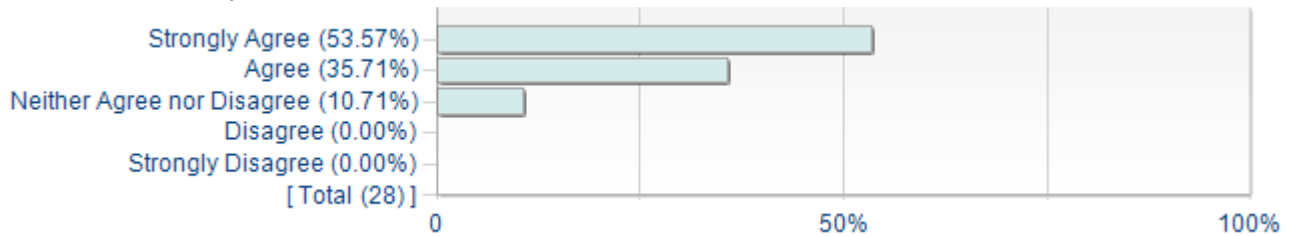
Course Items

1. The course was well organized to promote my learning



Statistics	Value
Response Count	28
Mean	4.39
Median	4.50
Standard Deviation	0.74

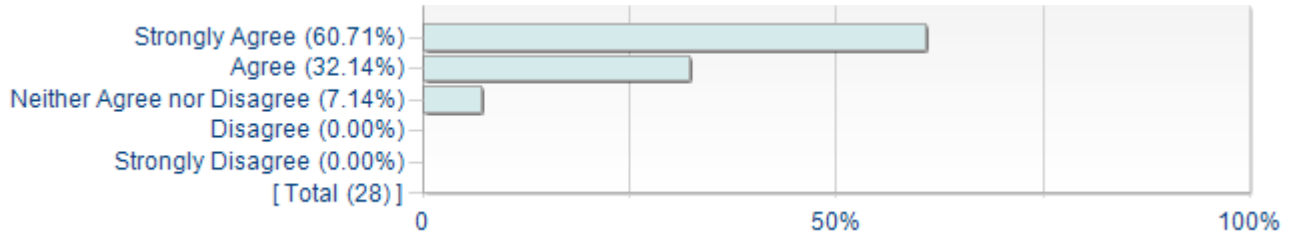
2. I knew what was expected of me in this course



Statistics	Value
Response Count	28
Mean	4.43
Median	5.00
Standard Deviation	0.69

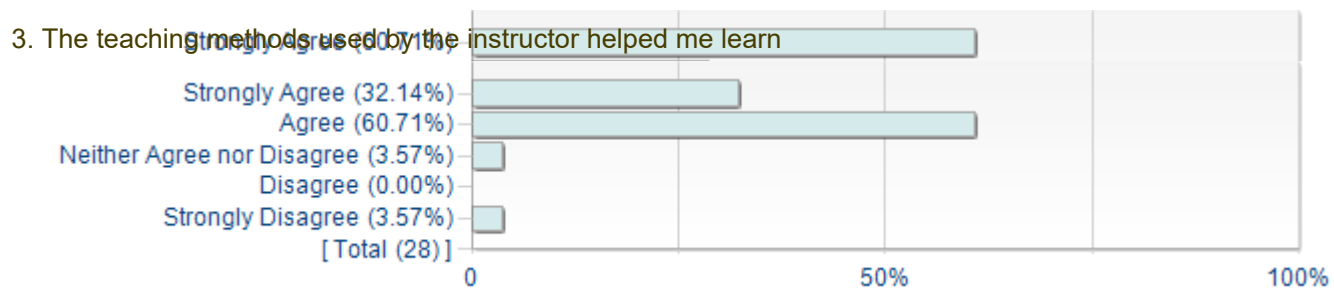
Instructor Items

1. The instructor promoted a supportive learning environment



Statistics	Value
Response Count	28
Mean	4.54
Median	5.00
Standard Deviation	0.64

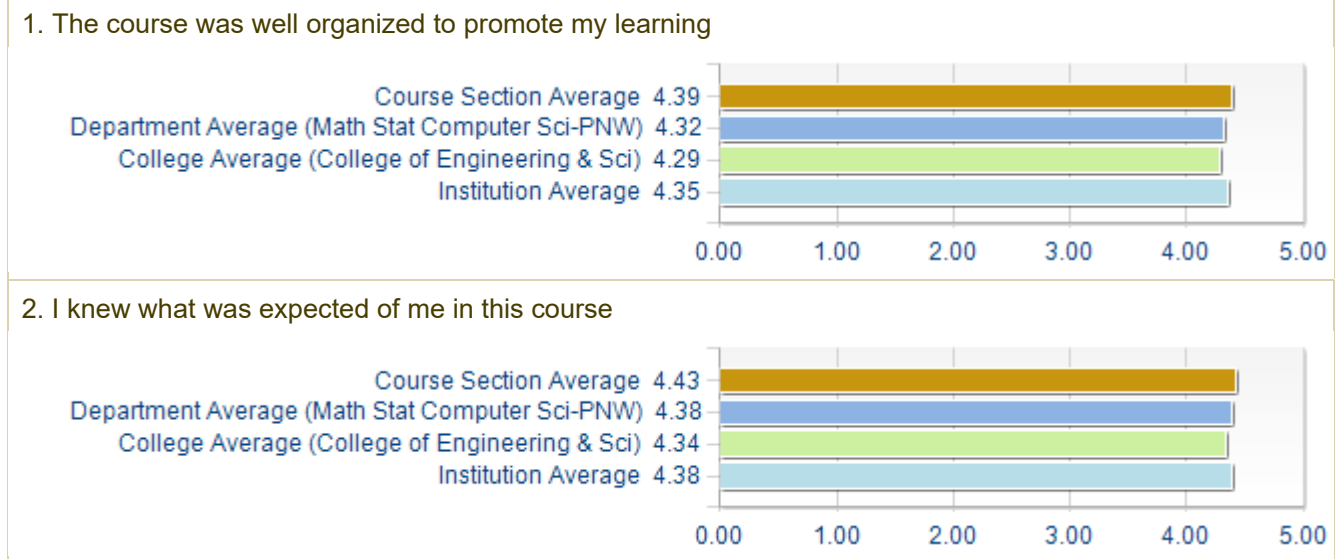
2. The instructor provided useful feedback that helped me learn



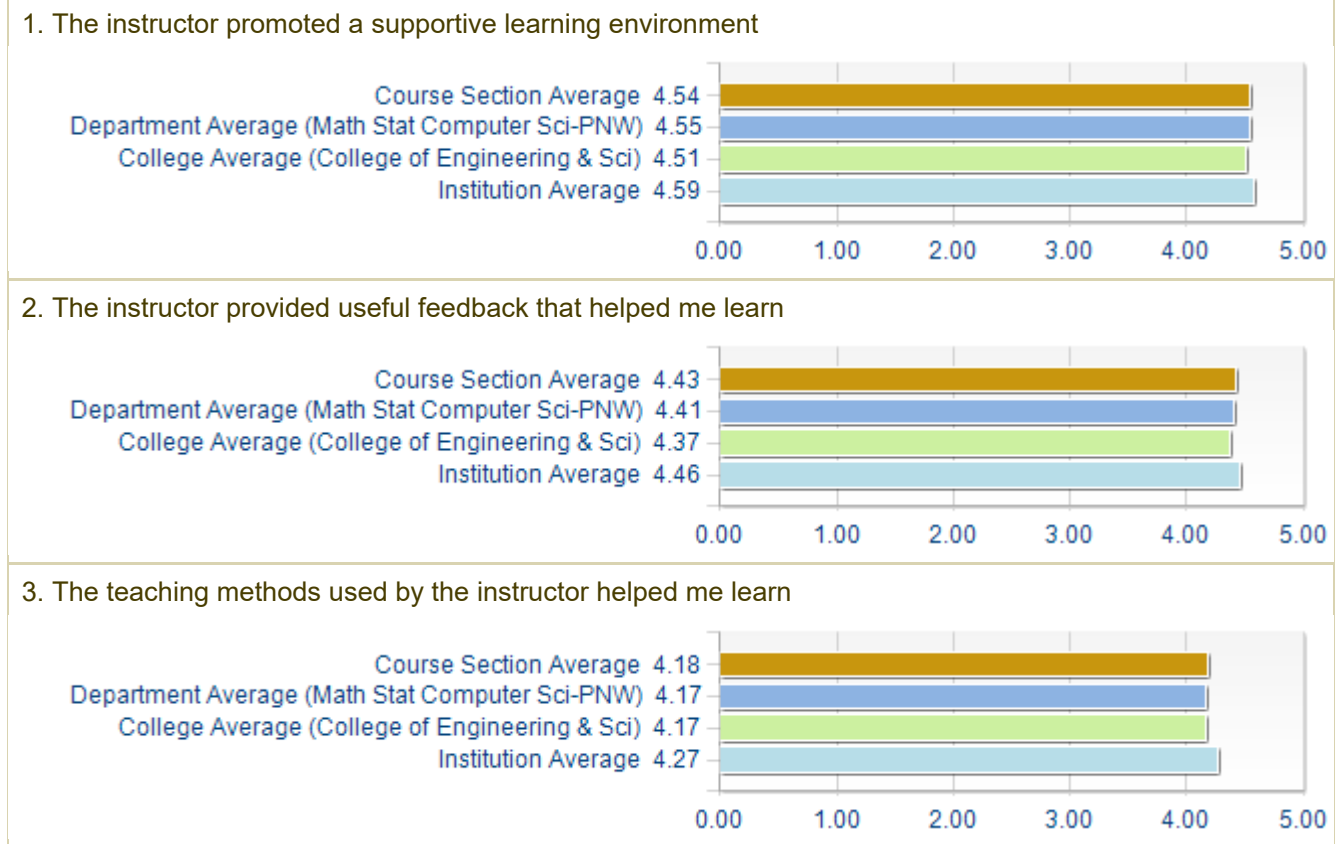
Statistics	Value
Response Count	28
Mean	4.18
Median	4.00
Standard Deviation	0.82

Comparative Response Analysis

College and Department Course Items



College and Department Instructor Items



Open Ended Feedback

Comments

Comments

I think you should add more time for the quizzes.

Great instructor. Always happy to help, nice teaching methods.

structured in a very bad way that doesnt help learn

My one bit of criticism for this class is this. PLEASE FOR THE LOVE OF GOD, put the sets of information that correspond with the lecture notes on Blackboard in an Excel format or something of the like. It is an incredibly large waste of time to have everyone spending the first ten minutes of class putting numbers into Statcrunch. Other than that this class was made bearable by the fact that Prof Kuhn makes the material understandable and digestible.

Great Instructor!

Great teacher and well organized.

This class was well structured to ensure we were actually learning the material.

I do not like how everything was online. Also the notes did not help me with the homework.

I very much didn't care for how the in class work and the homework were structured completely different but besides that it was an okay class.

The fact that homework is required but does not count for a grade and is required to open up quizzes and tests is a great way to get students to practice material outside of class

Quizzes should be 5–10 minutes longer. 20 minutes to complete each question is fairly difficult if a student gets caught up on one problem. Other than that great course.

Amazing teacher

Dr. Kuhn was a really great instructor. I thought the his methods of going over the notes and showing us the procedure we needed to use on the "stat crunch program" was insightful. However, I thought he could have been more merciful with some of the students. PNW is primarily a commuter campus. Most of the students have full-time jobs and must make work their first priority in order to survive, or work part-time and have families to support. I believe that at a commuter campus, if a student is trying to balance work, school, and possible family their instructors should be a merciful when they see the work being put-forth. I appreciate that the prep and time the put towards this class. I can honestly say that I did my best to pass this course, though, I also found it difficult completing a few assignments on time. I work in the service industry at two jobs as a bartender while going to school during the day. The hours are not favorable when trying to adjust my school schedule. In the end, I wold recommend Dr. Kuhn's course to others, unless you are working full-time or have any other stresses that may prevent you from performing to your fullest potential

You can tell this teacher really cares about stats. He's supportive and truly worries for the success of his students.

Everything about this course is great

He engaged with the students in order for us to learn to do the material. Always started on time.

Professor Kuhn was very knowledgeable and always was able to help me through difficulties with the course.

over all a decently laid out course

Enjoyable class. Would take another class from this professor

I was very pleased with this course. I was a little thrown off in the beginning with all the work that was expected, but once I got used to the routine of the class, it got easier. It was very easy to learn in this class because he was very encouraging and helped you with the right answer and never made you feel stupid or down for not knowing. It was very organized. Great professor.

Additional Personalized Instructor Questions

This section includes the results from any custom items that you may have added to your evaluation, including *Custom Rating* and/or *Open Ended* Questions. This section will be empty if you chose not to include or add any custom items to your survey.