



## Course Report for Spring-2020-STAT-30100-007-Elem Stat Meth (Jonathan Kuhn) - Spring 2020

Project Title: **PNW Course Evaluations - Spring 2020**

Course Audience: **18**

Responses Received: **11**

Response Ratio: **61.11%**

---

### Report Comments

#### INTRODUCTION

This report contains the results gathered during the online course-instructor evaluations. Students were invited to share their feedback on the teaching and the course material, ultimately to help improve the overall quality of education at our institution. It is now our collective duty to turn this insight into action.

As part of this mission, all instructors receive an Individual Course Report for developmental purposes i.e. to identify strengths and areas for improvement in regard to their teaching methods. Contents include graphs, tables, rankings, frequencies, statistics, and comments, as well as reflective questions to help guide you in the preparation of your personal development plan.

We urge every Faculty Member to diligently examine all the analysis, to seek to understand it, to take note of patterns, to draw logical conclusions and to take it upon yourself to act on the valuable feedback your students have taken the time to provide.

---

Creation Date: **Monday, May 18, 2020**

blue®

## GUIDELINES

To aid in interpreting the results, please consider the following:

1. Consider the response rate. These evaluations stem from student perception, which implies that the validity increases proportionally with the number of occurrences. If your class size is small (under 10 students), be cautious in drawing conclusions from the course evaluation results from a single class. For classes with larger enrollments, be similarly cautious in drawing conclusions if less than 60% of the students responded.
2. Identify trends. Your improvement plan should be based on the most representative results and less on outlying responses. Look for themes and trends in your course evaluation results across courses and semesters.
3. Look for opportunities for improvement. Review your results with a focus on how the results might help you improve your instructional practice. While your course evaluation results may provide you with a general area to address, you will need to seek additional information and feedback to identify specific actions to take.

## Evaluation Summary

### Course Summary

Spring-2020-STAT-30100-007-Elem Stat Meth, 2020201

	Count	Strongly Agree	Agree	Neither Agree nor Disagree	Disagree	Strongly Disagree	Mean	Median	SD
The course was well organized to promote my learning	11	54.55%	45.45%	0.00%	0.00%	0.00%	4.55	5.00	0.52
I knew what was expected of me in this course	11	63.64%	36.36%	0.00%	0.00%	0.00%	4.64	5.00	0.50

### Instructor Summary

Jonathan Kuhn - Spring-2020-STAT-30100-007-Elem Stat Meth, 2020201

	Count	All the Time	Usually	About Half the Time	Hardly Ever	Never	Mean	Median	SD
The instructor promoted a supportive learning environment	11	54.55%	27.27%	18.18%	0.00%	0.00%	4.36	5.00	0.81
The instructor provided useful feedback that helped me learn	11	54.55%	27.27%	9.09%	9.09%	0.00%	4.27	5.00	1.01

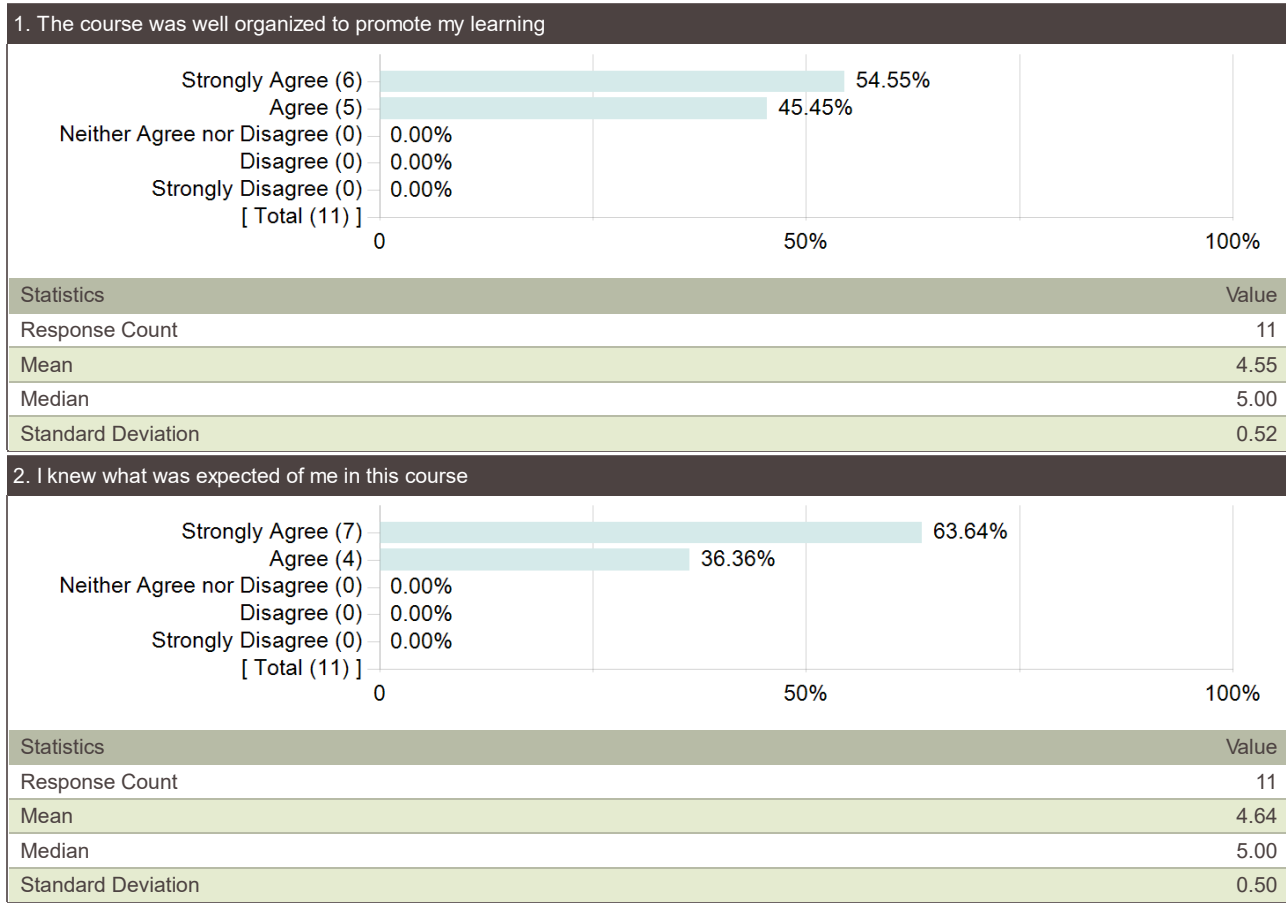
### Teaching Methods

Jonathan Kuhn - Spring-2020-STAT-30100-007-Elem Stat Meth 2020201

	Count	Strongly Agree	Agree	Neither Agree nor Disagree	Disagree	Strongly Disagree	Mean	Median	SD
The teaching methods used by the instructor helped me learn	11	36.36%	27.27%	36.36%	0.00%	0.00%	4.00	4.00	0.89

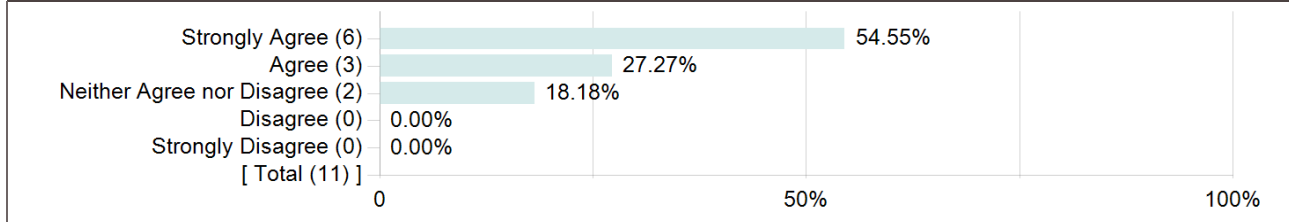
## Statistical Response Analysis

### Course Items



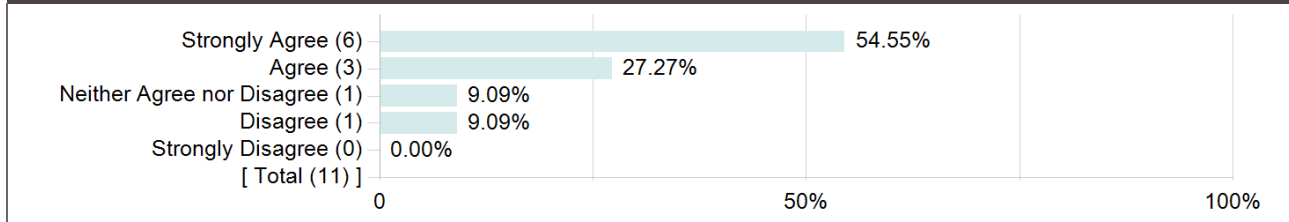
**Instructor Items**

**1. The instructor promoted a supportive learning environment**



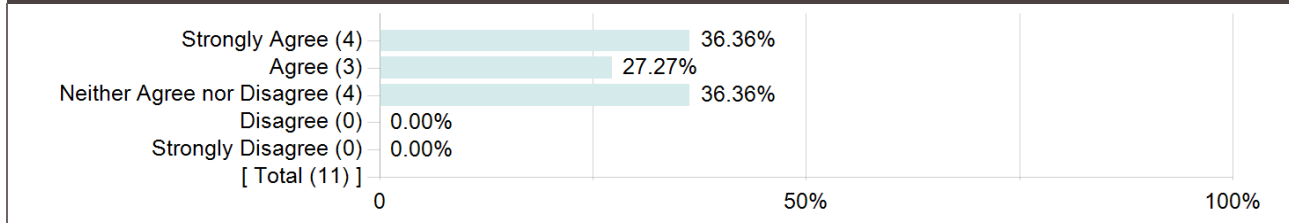
Statistics	Value
Response Count	11
Mean	4.36
Median	5.00
Standard Deviation	0.81

**2. The instructor provided useful feedback that helped me learn**



Statistics	Value
Response Count	11
Mean	4.27
Median	5.00
Standard Deviation	1.01

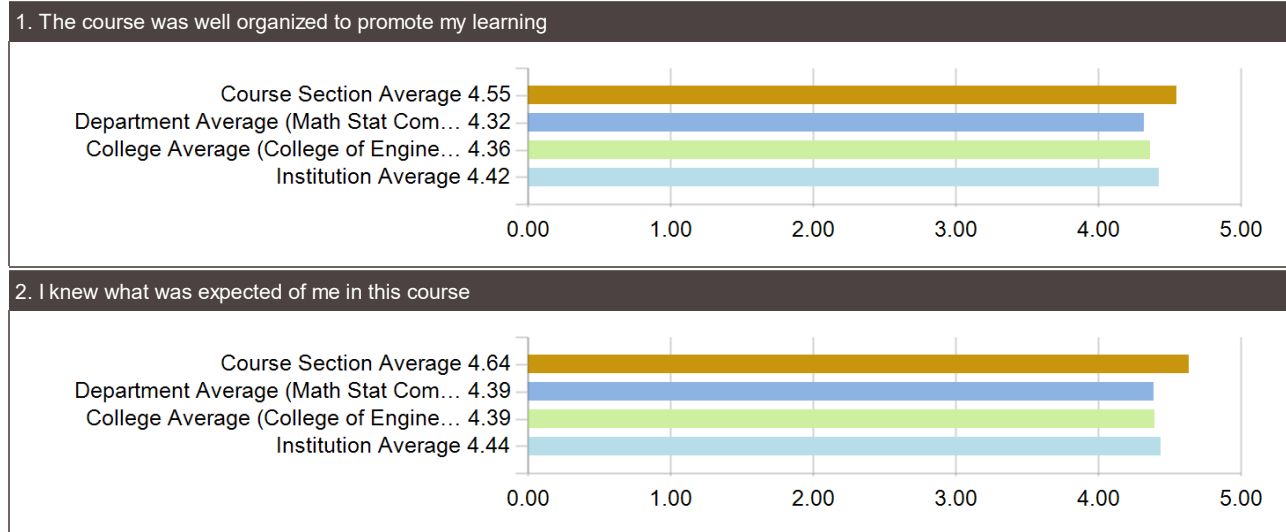
**3. The teaching methods used by the instructor helped me learn**



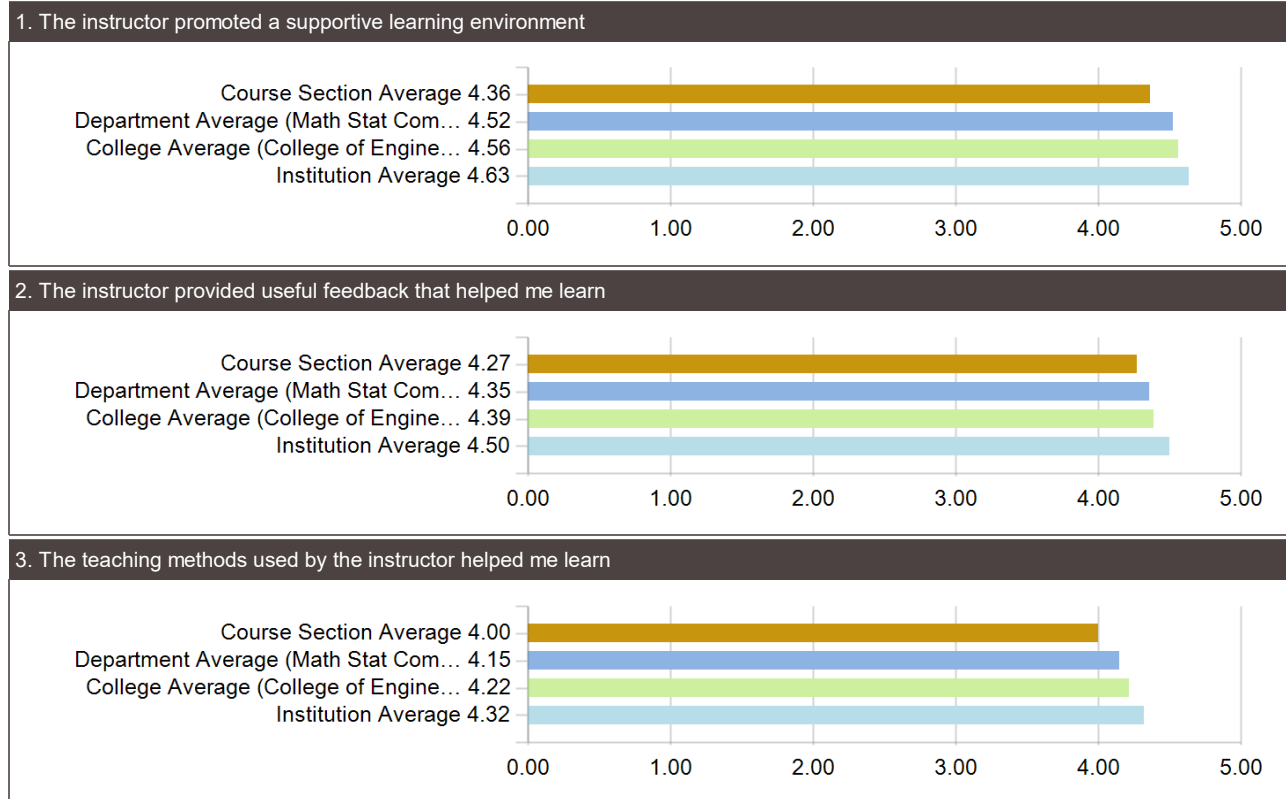
Statistics	Value
Response Count	11
Mean	4.00
Median	4.00
Standard Deviation	0.89

## Comparative Response Analysis

### College and Department Course Items



### College and Department Instructor Items



## Open Ended Feedback

### Comments

Comments
When you sign up for a online course, it should not be expected for the students to pay for any unexpected online fees to take a course.
My first time to do online class, but I like it
Although the course was a little challenging, I thought the class overall was very well organized.
The online homework assignments usually had questions that were a bit to repetitive, which made already time-consuming assignments longer. Overall, good class.
This was one of the best organized online classes I've ever taken. Dr. Kuhn always responded quickly to email questions with helpful insight. My only complaint is the proctored, timed quizzes. Sometimes the time available was plenty, but if you happened to draw several multi-part questions, it could be a real struggle to finish in time. Also, at only five questions, worth 50 points total, each question is worth a significant portion of the course points total. That seems to weight the quizzes too heavily. Overall, a very good class.

This section includes the results from any custom items that you may have added to your evaluation, including *Custom Rating* and/or *Open Ended* Questions. This section will be empty if you chose not to include or add any custom items to your survey.